

# Monthly Trading Report

September 2024

## Day Ahead Trading Data

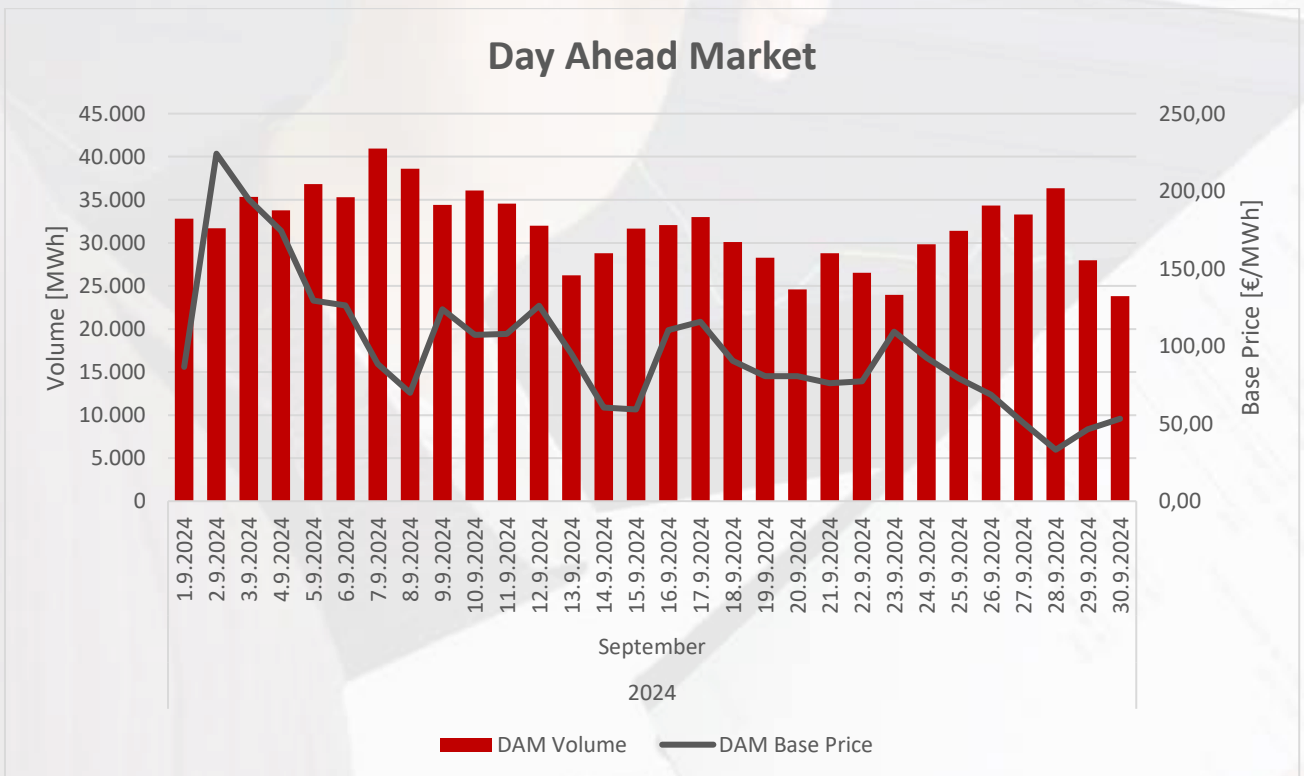
### DAY AHEAD MARKET

Total traded volume amounted **953.277,0 MWh**.

Average base price was **97,95 €/MWh** and average peak price was **99,80 €/MWh**.

There are **31** members on CROPEX Day Ahead Market.

DAY AHEAD MARKET (DAM)				
September 2024	AVG. DAILY	MIN. DAILY	MAX. DAILY	TOTAL
VOLUME [MWh]	31.775,9	23.811,3	40.933,7	953.277,0
BASE PRICE [€/MWh]	97,95	33,18	224,17	-



DAY AHEAD MARKET (DAM) - AVERAGE HOURLY VOLUMES & PRICES												
September 2024	1	2	3	4	5	6	7	8	9	10	11	12
VOLUME [MWh]	1.208,6	1.142,7	1.130,1	1.131,6	1.127,4	1.117,0	1.097,2	1.179,6	1.266,6	1.355,7	1.474,6	1.553,8
PRICE [€/MWh]	77,92	71,39	68,83	67,27	70,50	80,48	105,50	122,68	108,08	84,31	62,16	51,53
September 2024	13	14	15	16	17	18	19	20	21	22	23	24
VOLUME [MWh]	1.559,8	1.543,9	1.501,8	1.485,4	1.425,6	1.322,7	1.303,3	1.411,6	1.430,6	1.344,2	1.385,8	1.276,3
PRICE [€/MWh]	43,48	41,33	47,19	61,51	92,95	133,65	192,75	278,69	180,69	122,76	99,80	85,31

## Intraday Continuous Trading Data

### INTRADAY CONTINUOUS MARKET

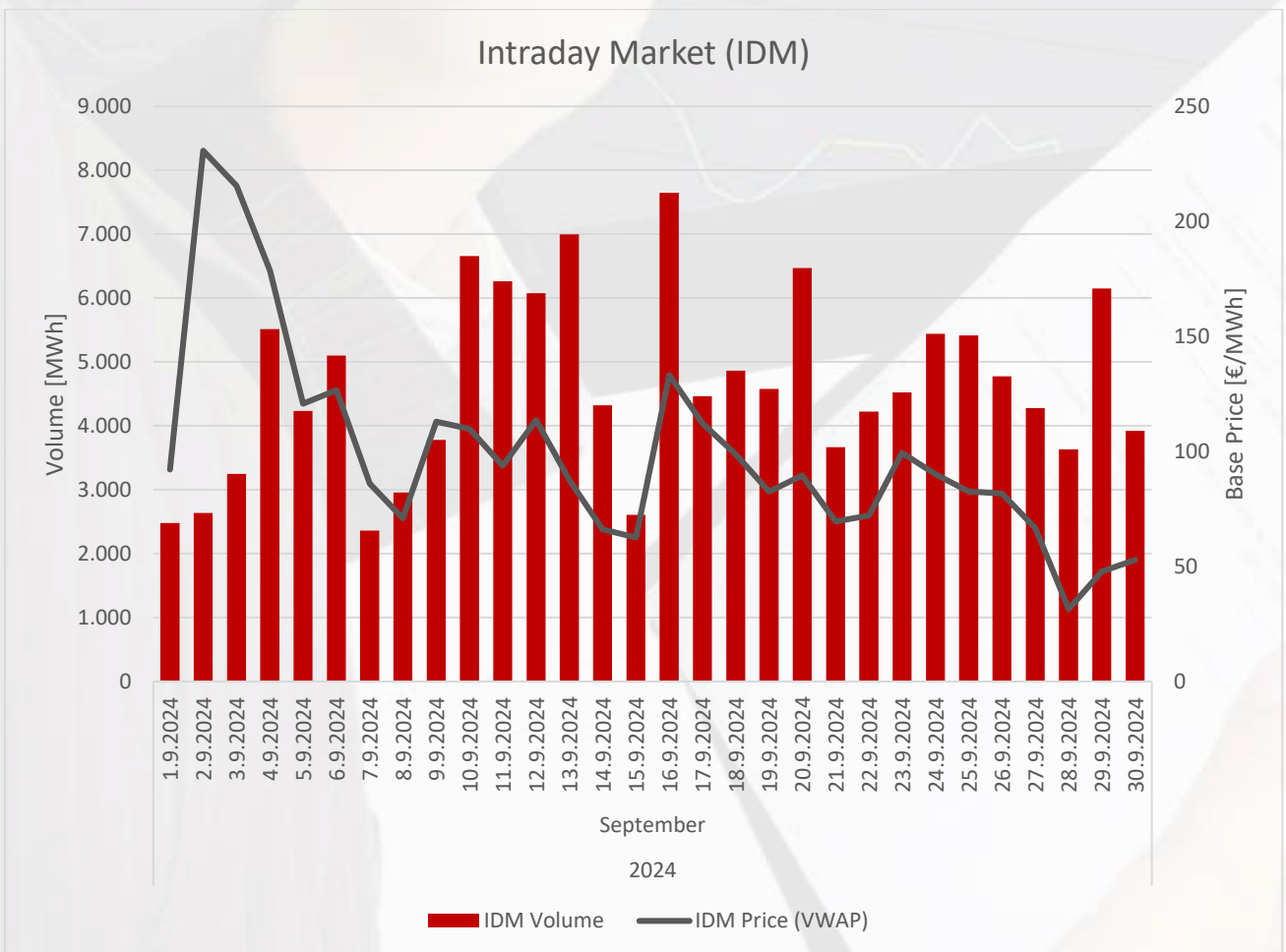
Total traded volume amounted **150.587,1 MWh**.

IDM 60 - minute Products: VWAP -> **99,80 €/MWh**

IDM 15 - minute Products: VWAP -> **89,90 €/MWh**

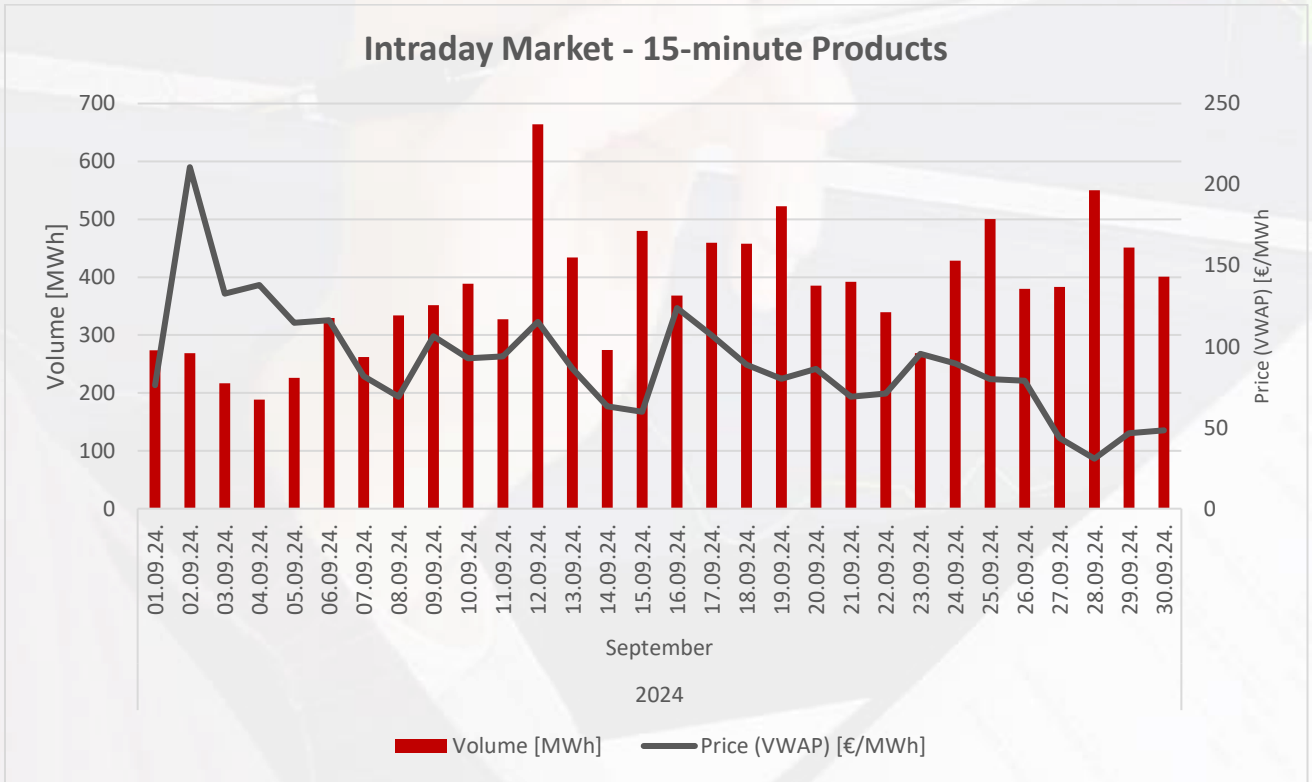
There are **27** members on CROPEX Intraday Continuous Market.

INTRADAY MARKET (IDM) - 60-minute Products				
September 2024	AVG. DAILY	MIN. DAILY	MAX. DAILY	TOTAL
VOLUME [MWh]	4.642,69	2.361,20	7.645,30	139.280,80
PRICE (VWAP) [€/MWh]	99,80	31,47	230,72	-



### INTRADAY MARKET (IDM) - 15-minute Products

September 2024	AVG. DAILY	MIN. DAILY	MAX. DAILY	TOTAL
VOLUME [MWh]	376,88	188,28	664,23	11.306,3
PRICE (VWAP) [€/MWh]	89,90	30,84	210,74	-



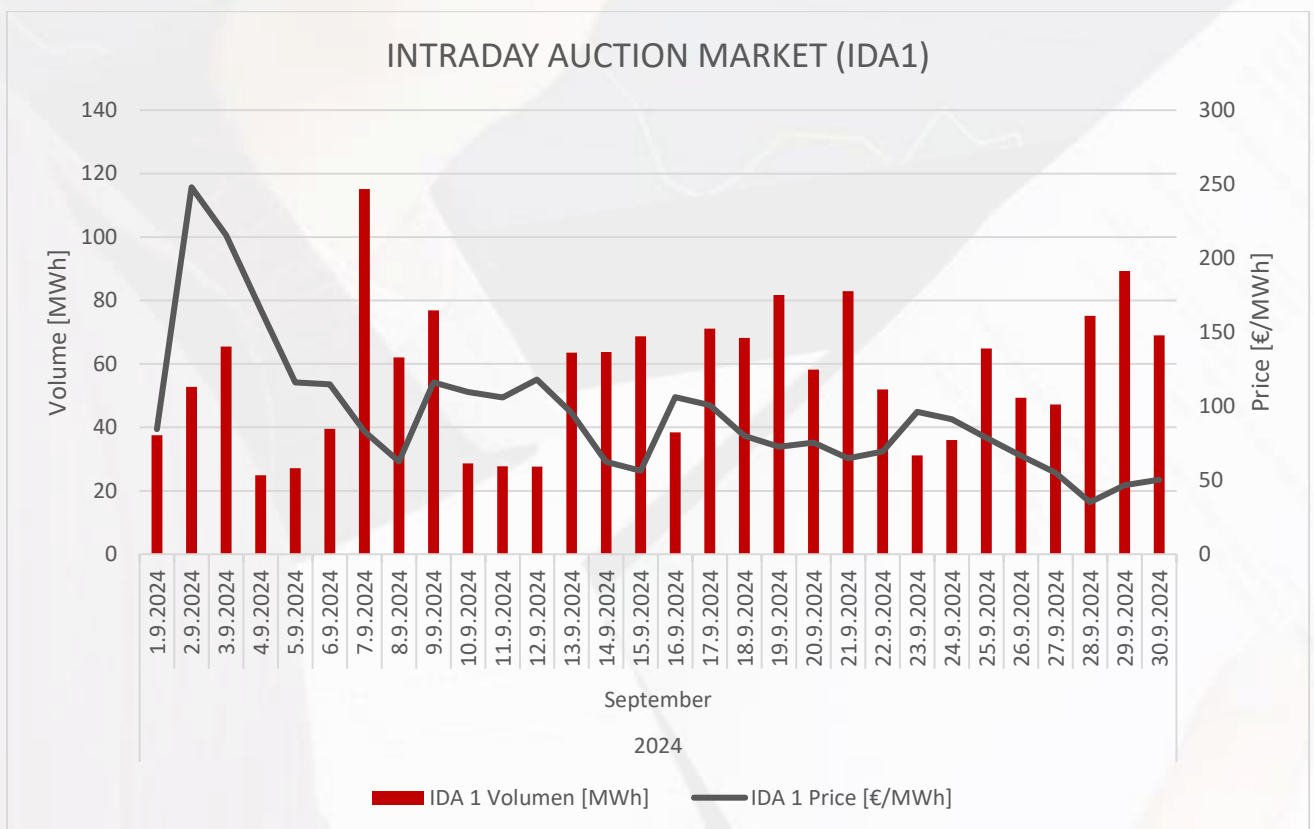
# INTRADAY AUCTION MARKET

## Intraday Auction Trading Data

Total traded volume amounted **6.164,45 MWh**.

There are **14** members on CROPEX Intraday Auction Market.

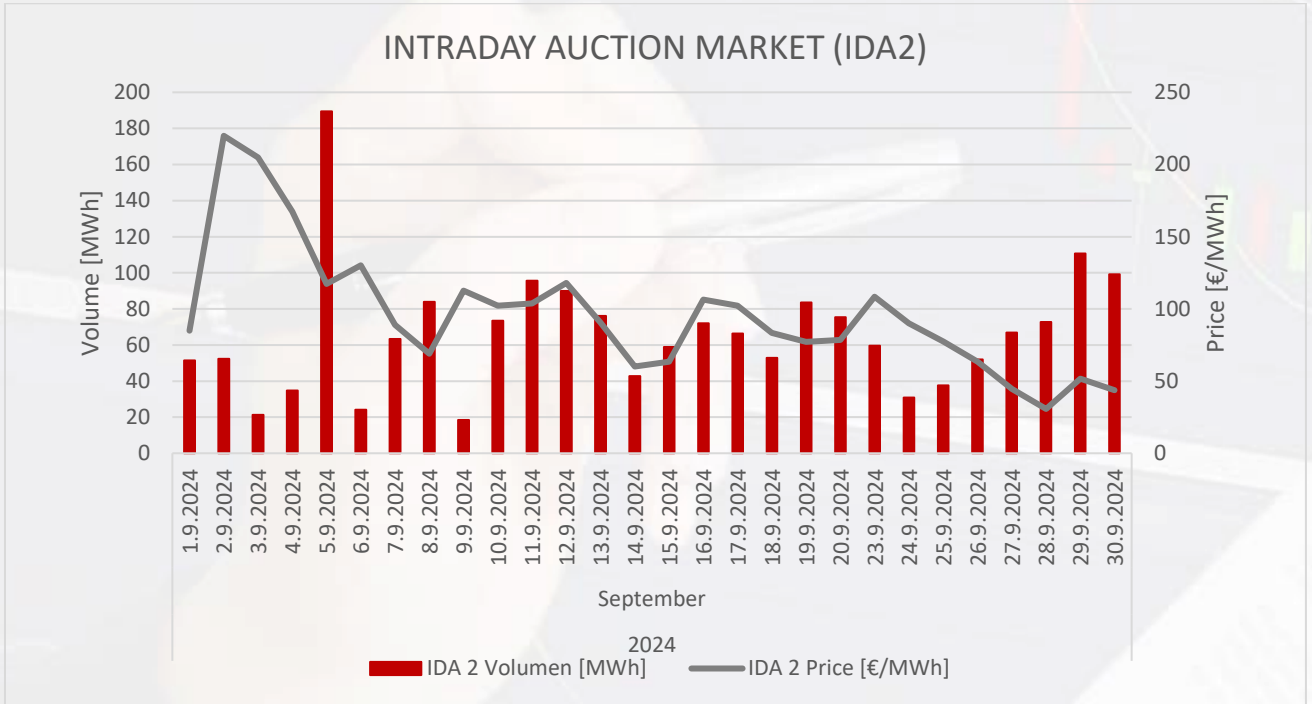
INTRADAY AUCTION MARKET (IDA1) - OVERVIEW				
September 2024	AVG. DAILY	MIN. DAILY	MAX. DAILY	TOTAL
VOLUME [MWh]	56,51	24,88	115,10	1.695,30
PRICE [€/MWh]	94,74	35,17	247,90	-





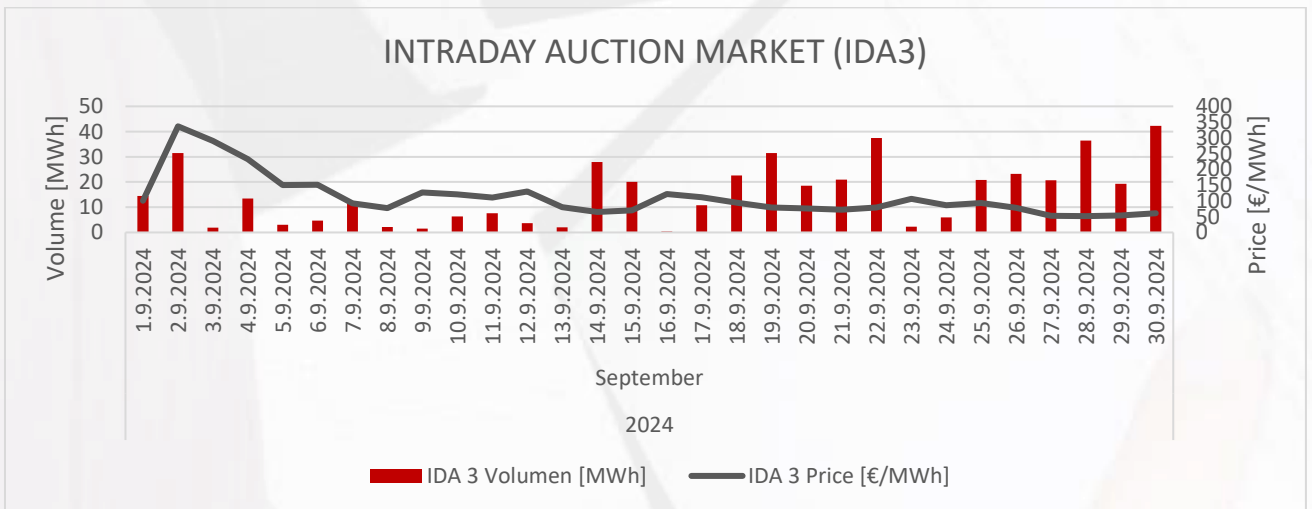
### INTRADAY AUCTION MARKET (IDA2) - OVERVIEW

September 2024	AVG. DAILY	MIN. DAILY	MAX. DAILY	TOTAL
VOLUME [MWh]	66,26	18,38	189,38	1.855,18
PRICE [€/MWh]	96,08	30,70	219,88	-



### INTRADAY AUCTION MARKET (IDA3) - OVERVIEW

September 2024	AVG. DAILY	MIN. DAILY	MAX. DAILY	TOTAL
VOLUME [MWh]	15,52	0,38	42,28	465,85
PRICE [€/MWh]	111,78	51,76	336,65	-



Disclaimer: Above mentioned data and analysis are intended only for informational purposes and can not be used as CROPEX official