

CROP 
CROATIAN POWER EXCHANGE

Monthly Trading Report

October 2024

Day Ahead Trading Data

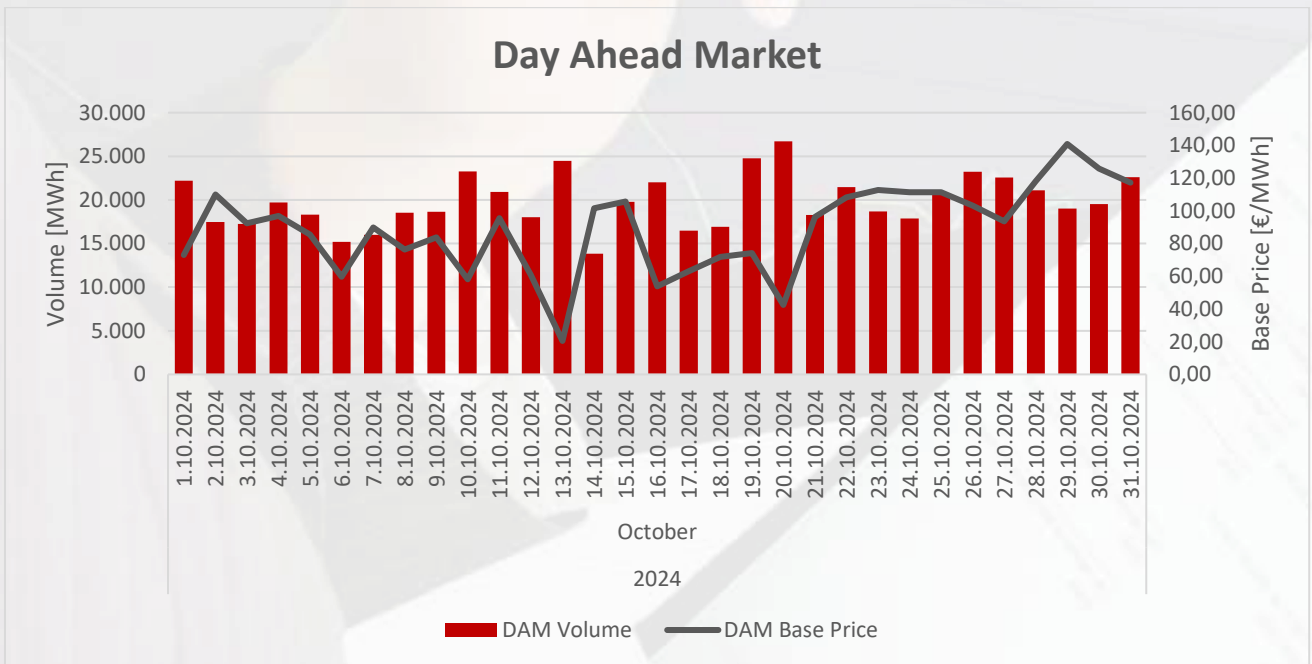
DAY AHEAD MARKET

Total traded volume amounted **615.393,0 MWh**.

Average base price was **88,80 €/MWh** and average peak price was **95,46 €/MWh**.

There are **32** members on CROPEX Day Ahead Market.

DAY AHEAD MARKET (DAM)				
October 2024	AVG. DAILY	MIN. DAILY	MAX. DAILY	TOTAL
VOLUME [MWh]	19.851,4	13.816,6	26.718,8	615.393,0
BASE PRICE [€/MWh]	88,80	20,45	140,84	-



DAY AHEAD MARKET (DAM) - AVERAGE HOURLY VOLUMES & PRICES												
October 2024	1	2	3	4	5	6	7	8	9	10	11	12
VOLUME [MWh]	837,9	813,7	828,2	830,4	843,0	859,7	780,6	761,3	735,8	704,4	775,2	812,8
PRICE [€/MWh]	69,20	61,83	58,94	58,79	59,12	71,29	96,39	123,48	116,90	88,77	70,30	60,37
October 2024	13	14	15	16	17	18	19	20	21	22	23	24
VOLUME [MWh]	802,9	785,2	801,7	798,3	810,3	795,7	868,2	940,4	939,2	937,3	909,2	851,0
PRICE [€/MWh]	52,15	51,64	57,17	76,59	103,04	137,80	167,26	163,52	121,07	98,48	89,12	78,39

Intraday Continuous Trading Data

INTRADAY CONTINUOUS MARKET

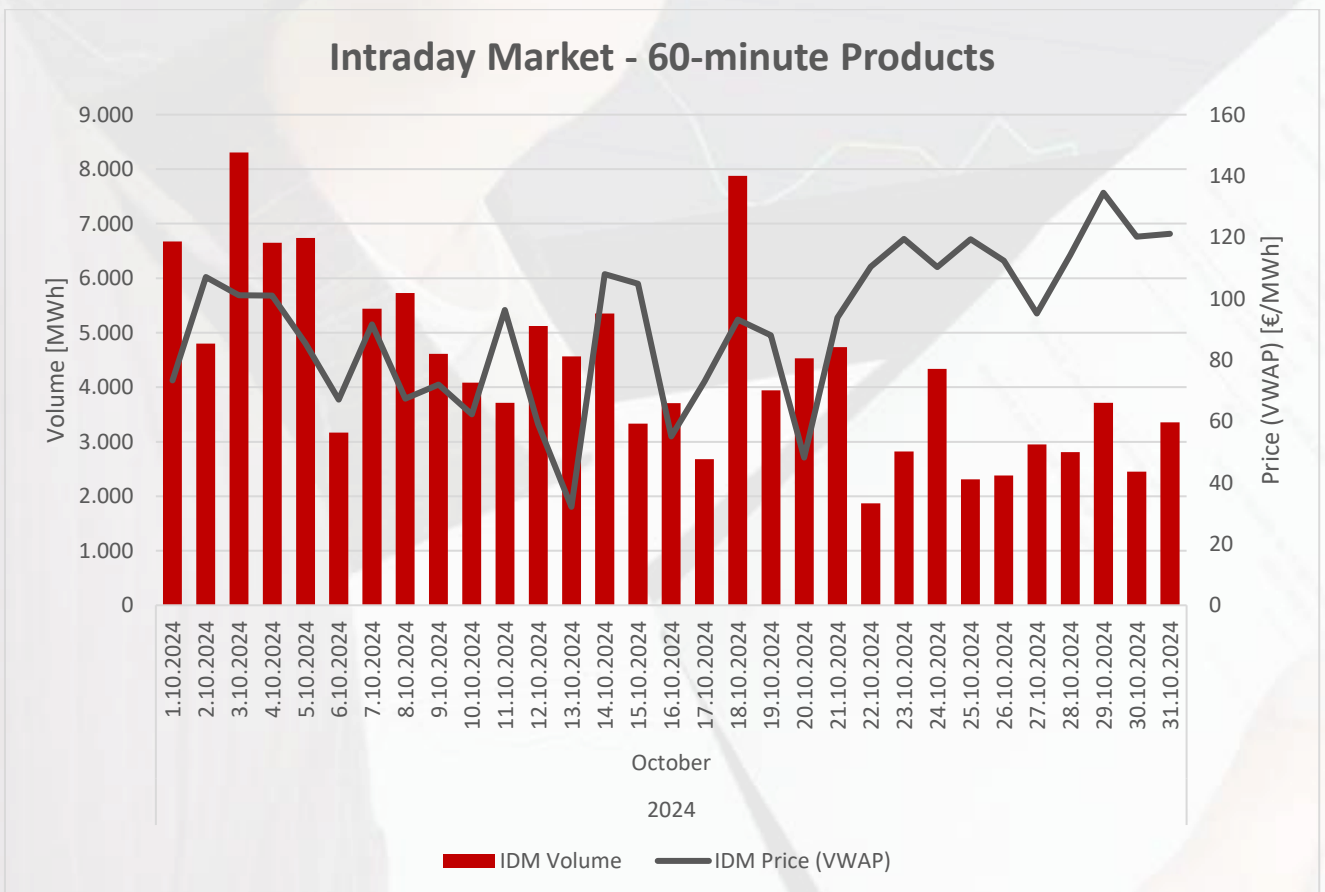
Total traded volume amounted **146.758,8 MWh**.

IDM 60 - minute Products: VWAP -> **91,51 €/MWh**

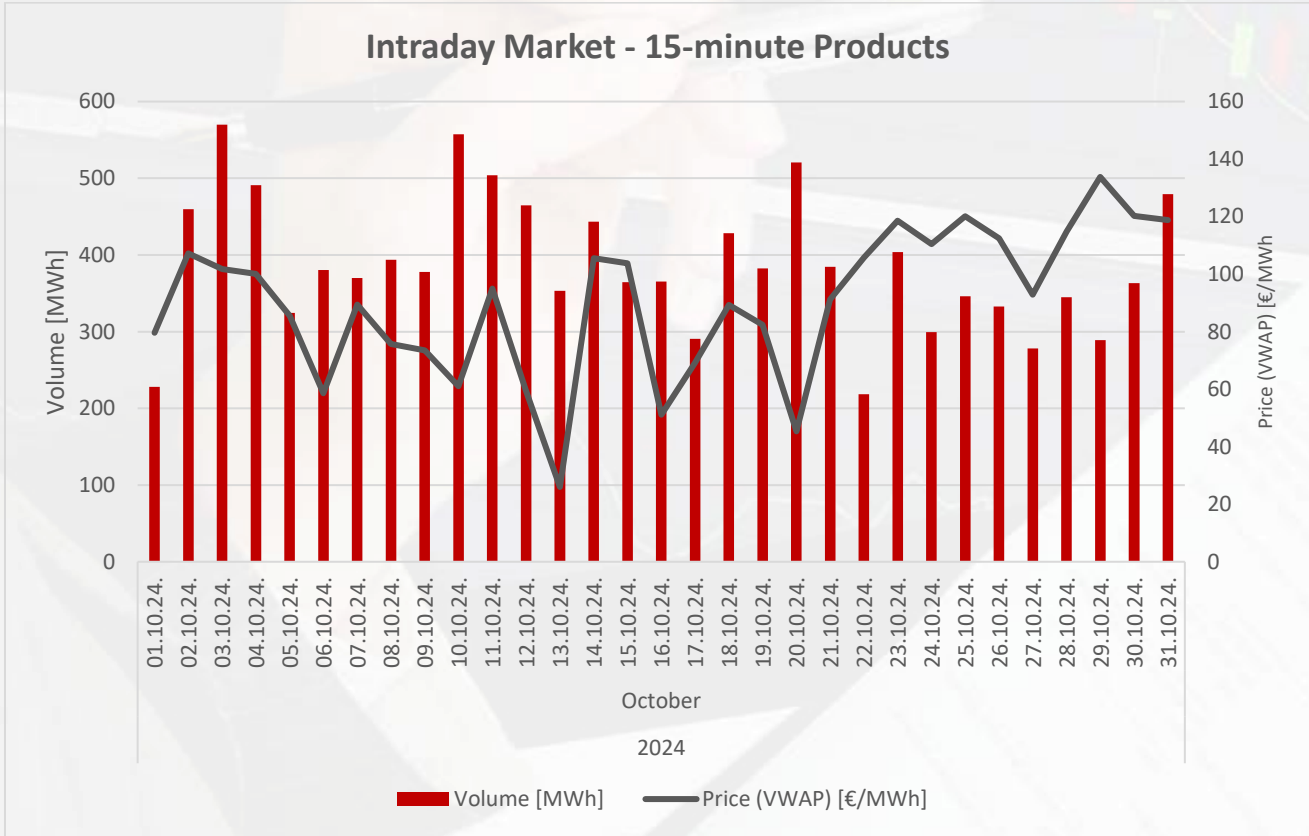
IDM 15 - minute Products: VWAP -> **90,27 €/MWh**

There are **29** members on CROPEX Intraday Continuous Market.

INTRADAY MARKET (IDM) - 60-minute Products				
October 2024	AVG. DAILY	MIN. DAILY	MAX. DAILY	TOTAL
VOLUME [MWh]	4.346,8	1.868,9	8.308,5	134.749,2
PRICE (VWAP) [€/MWh]	91,51	32,11	134,53	-



INTRADAY MARKET (IDM) - 15-minute Products				
October 2024	AVG. DAILY	MIN. DAILY	MAX. DAILY	TOTAL
VOLUME [MWh]	387,4	218,5	570,0	12.009,6
PRICE (VWAP) [€/MWh]	90,27	26,00	133,79	-



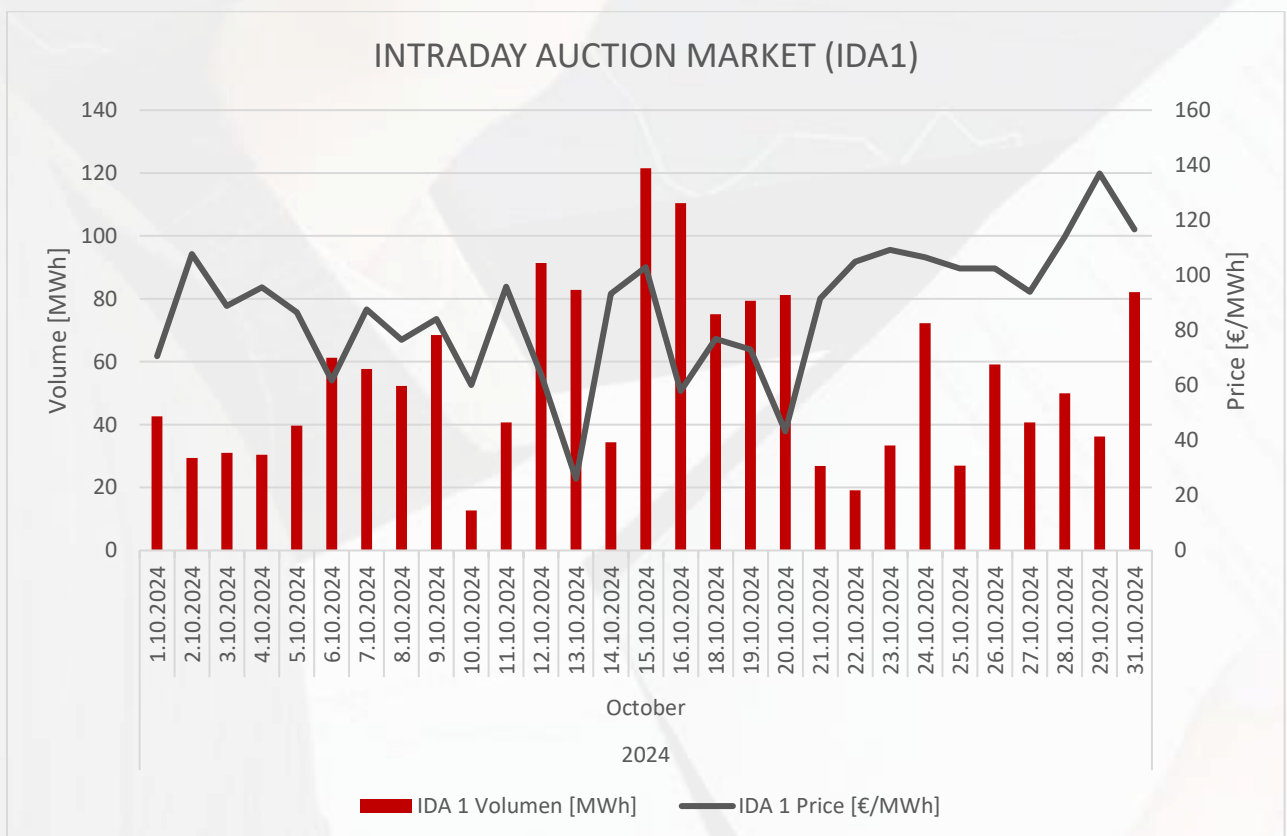
INTRADAY AUCTION MARKET

Intraday Auction Trading Data

Total traded volume amounted **4.937,03 MWh**.

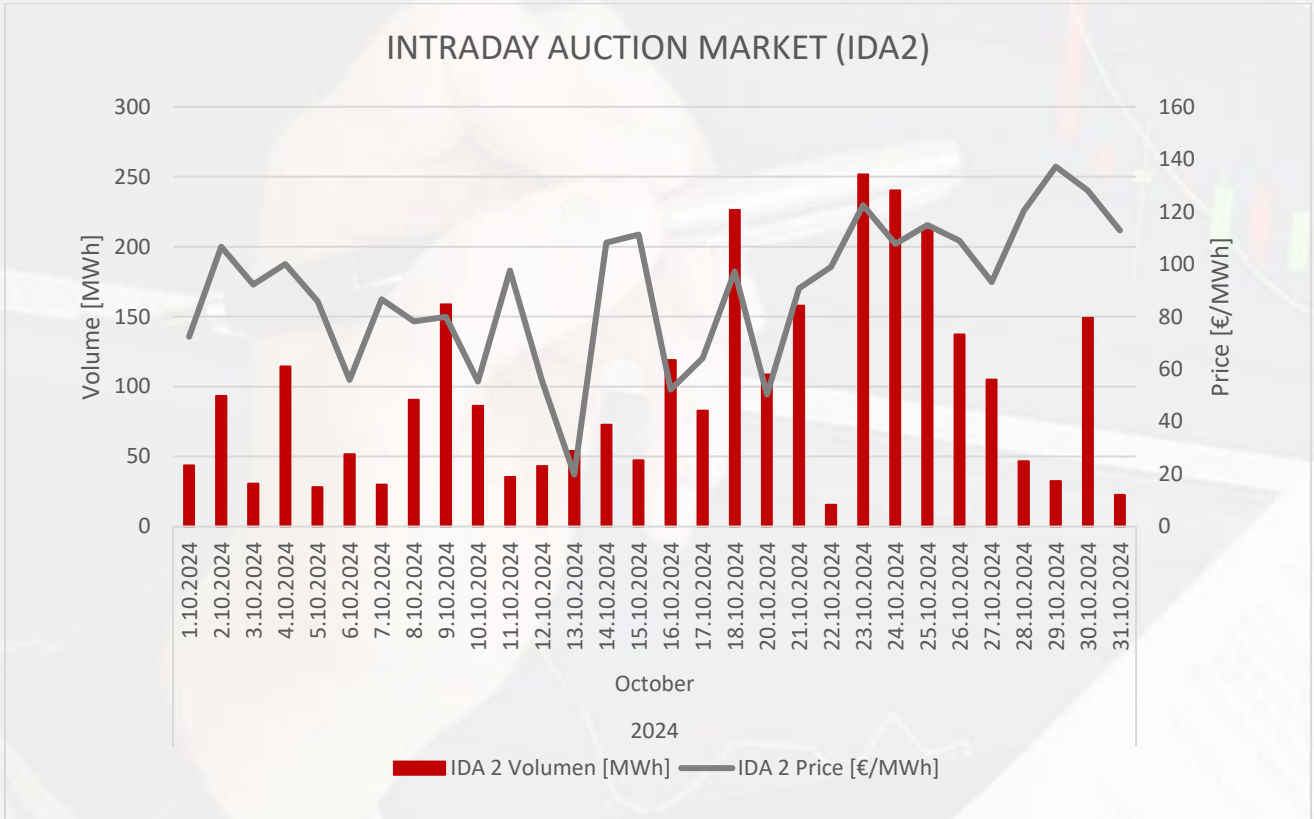
There are **15** members on CROPEX Intraday Auction Market.

INTRADAY AUCTION MARKET (IDA1) - OVERVIEW				
October 2024	AVG. DAILY	MIN. DAILY	MAX. DAILY	TOTAL
VOLUME [MWh]	54,8	12,7	121,5	1.589,1
PRICE [€/MWh]	87,29	26,05	136,98	-



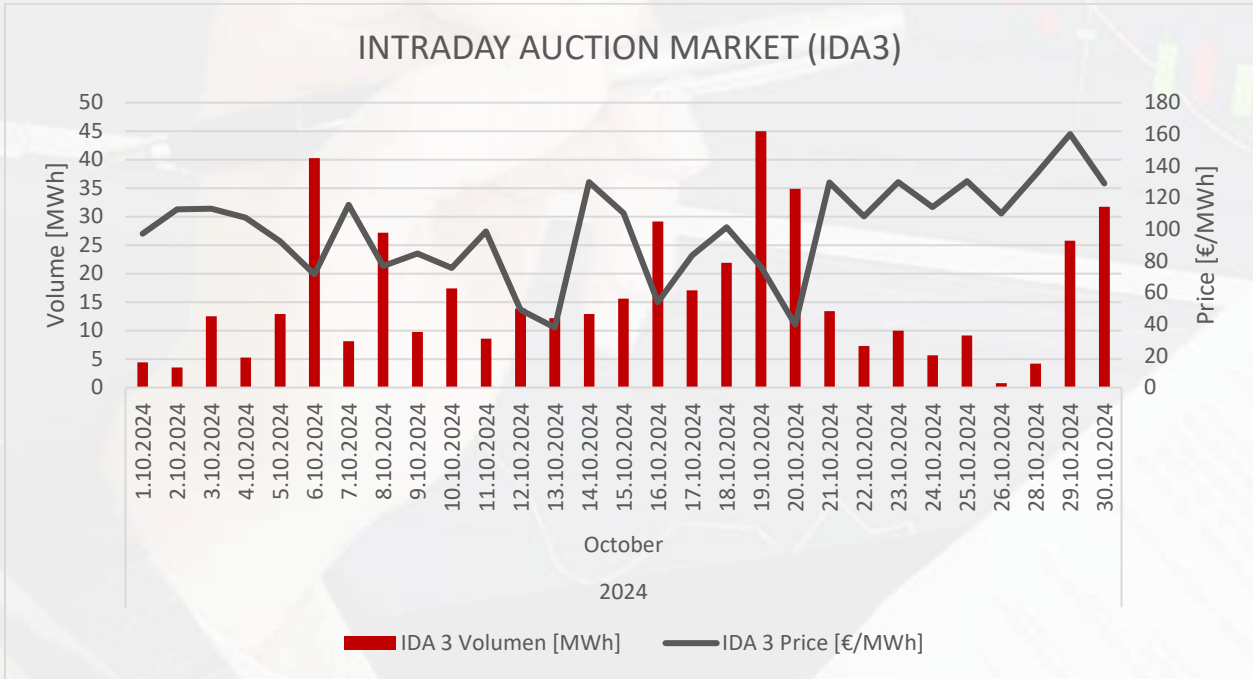
INTRADAY AUCTION MARKET (IDA2) - OVERVIEW

October 2024	AVG. DAILY	MIN. DAILY	MAX. DAILY	TOTAL
VOLUME [MWh]	96,3	15,5	251,8	2.887,5
PRICE [€/MWh]	90,17	19,76	137,20	-



INTRADAY AUCTION MARKET (IDA3) - OVERVIEW

October 2024	AVG. DAILY	MIN. DAILY	MAX. DAILY	TOTAL
VOLUME [MWh]	15,9	0,8	45,0	460,4
PRICE [€/MWh]	99,08	37,93	160,13	-



Disclaimer: Above mentioned data and analysis are intended only for informational purposes and can not be used as CROPEX official