

Monthly Trading Report

November 2024

Day Ahead Trading Data

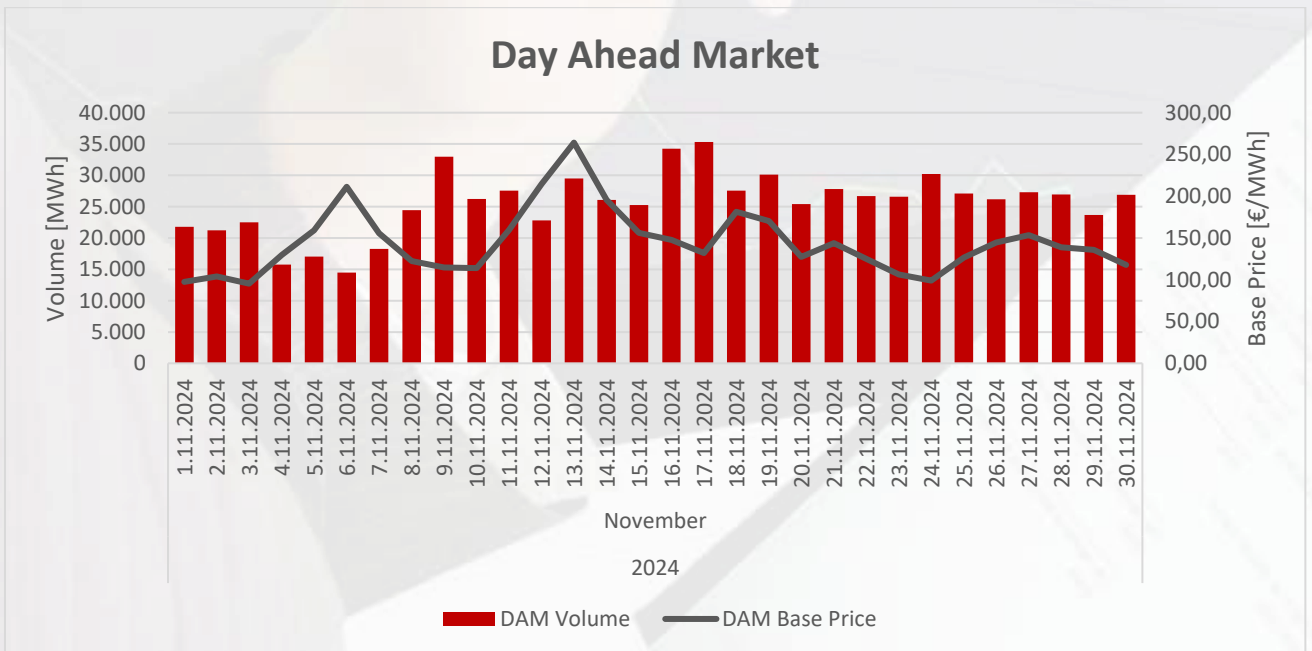
DAY AHEAD MARKET

Total traded volume amounted **767.787,70 MWh**.

Average base price was **144,79 €/MWh** and average peak price was **170,88 €/MWh**.

There are **32** members on CROPEX Day Ahead Market.

DAY AHEAD MARKET (DAM)				
November 2024	AVG. DAILY	MIN. DAILY	MAX. DAILY	TOTAL
VOLUME [MWh]	25.592,9	14.456,0	35.305,6	767.787,7
BASE PRICE [€/MWh]	144,79	95,36	264,13	-



DAY AHEAD MARKET (DAM) - AVERAGE HOURLY VOLUMES & PRICES												
November 2024	1	2	3	4	5	6	7	8	9	10	11	12
VOLUME [MWh]	1.083,9	1.017,0	963,7	953,0	948,1	1.006,0	976,4	1.033,7	1.065,1	1.115,6	1.168,8	1.196,7
PRICE [€/MWh]	107,05	101,06	96,94	95,03	97,99	108,77	133,57	163,82	167,74	144,61	131,20	126,15
November 2024	13	14	15	16	17	18	19	20	21	22	23	24
VOLUME [MWh]	1.179,4	1.184,8	1.112,4	969,9	930,9	1.009,3	991,2	1.007,7	1.105,9	1.214,9	1.205,0	1.153,5
PRICE [€/MWh]	125,06	129,41	147,18	192,04	228,37	248,26	219,87	190,72	156,68	132,32	122,18	108,89

Intraday Continuous Trading Data

INTRADAY CONTINUOUS MARKET

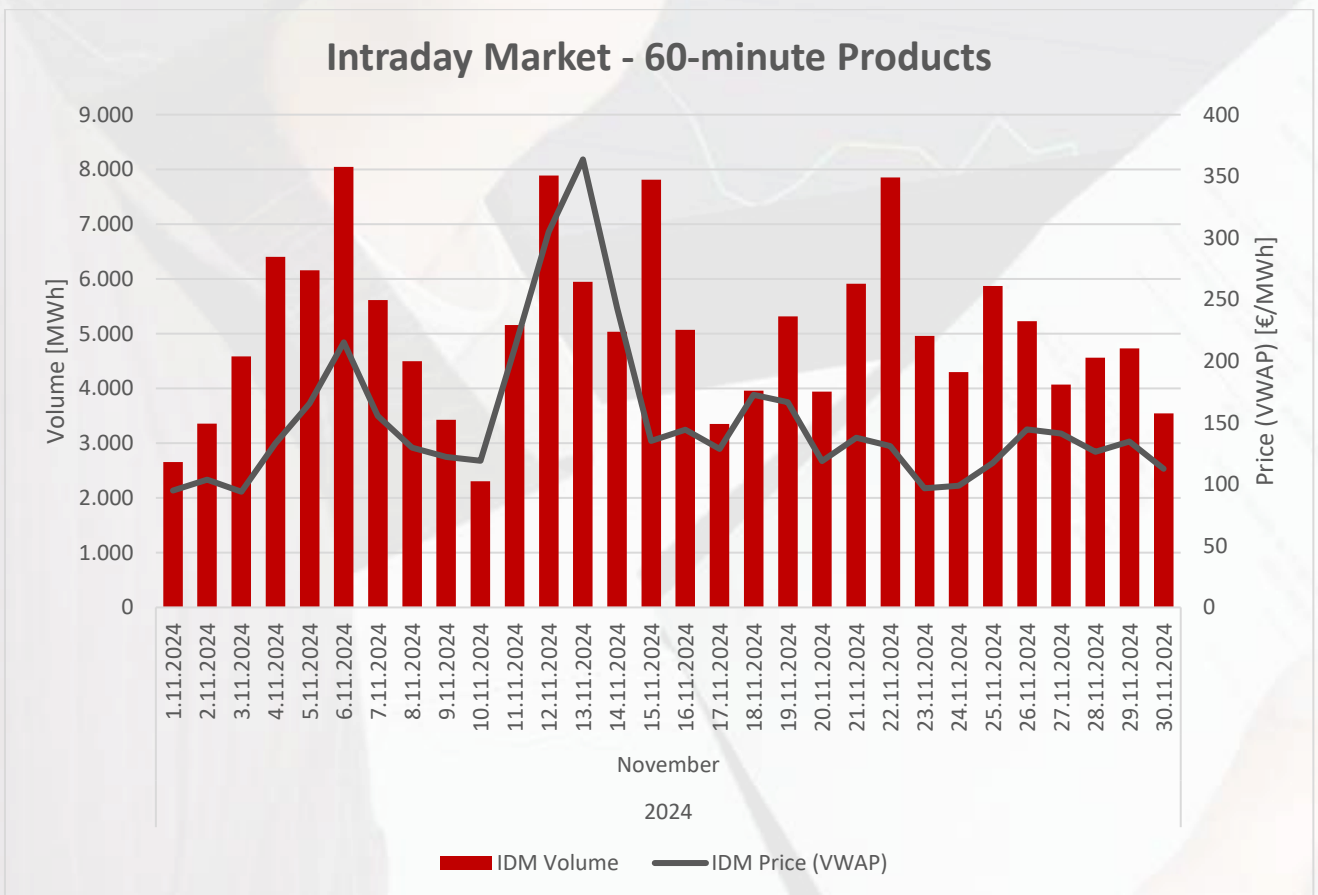
Total traded volume amounted **163.000,6 MWh**.

IDM 60 - minute Products: VWAP -> **152,01 €/MWh**

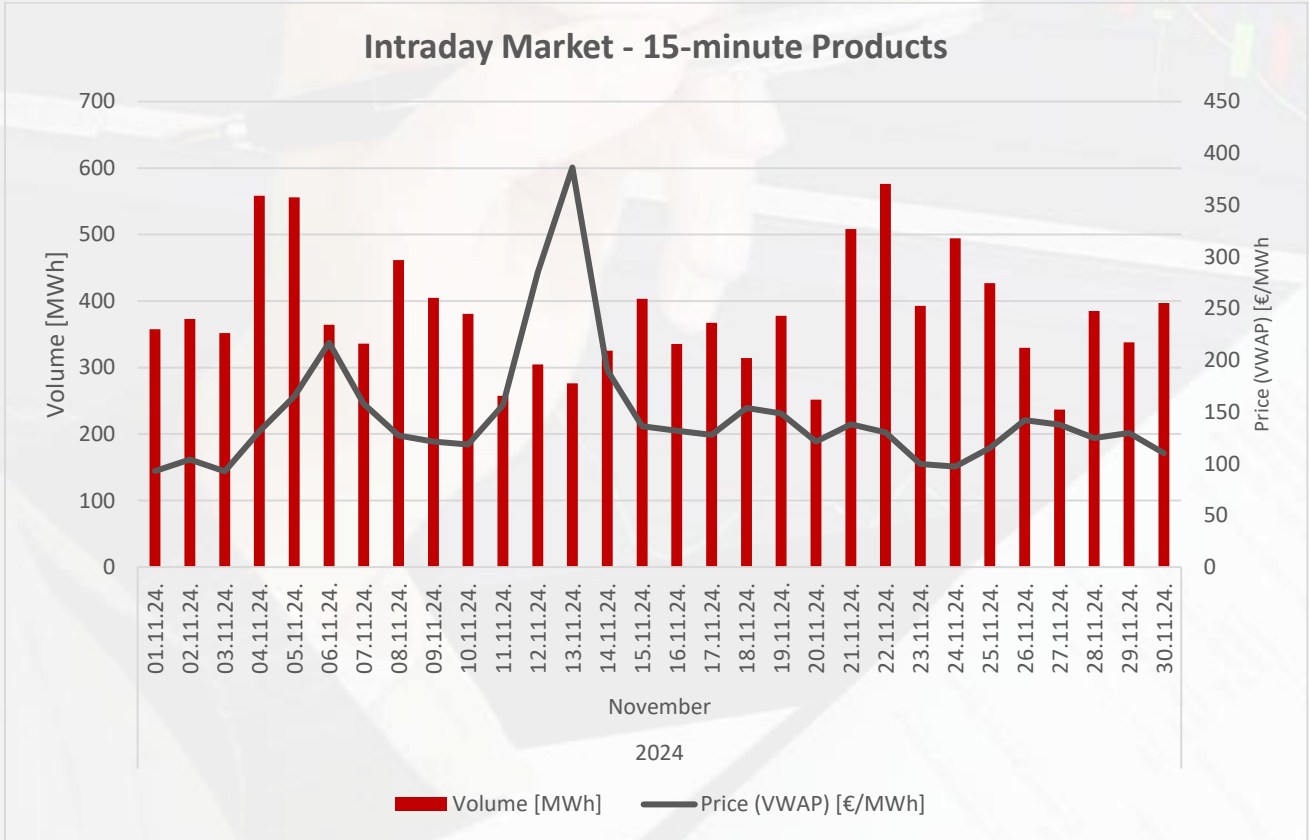
IDM 15 - minute Products: VWAP -> **146,31 €/MWh**

There are **29** members on CROPEX Intraday Continuous Market.

INTRADAY MARKET (IDM) - 60-minute Products				
November 2024	AVG. DAILY	MIN. DAILY	MAX. DAILY	TOTAL
VOLUME [MWh]	5.051,9	2.304,7	8.048,2	151.557,0
PRICE (VWAP) [€/MWh]	152,01	93,91	363,67	-



INTRADAY MARKET (IDM) - 15-minute Products				
November 2024	AVG. DAILY	MIN. DAILY	MAX. DAILY	TOTAL
VOLUME [MWh]	381,5	236,6	576,0	11.443,6
PRICE (VWAP) [€/MWh]	146,31	92,57	386,23	-



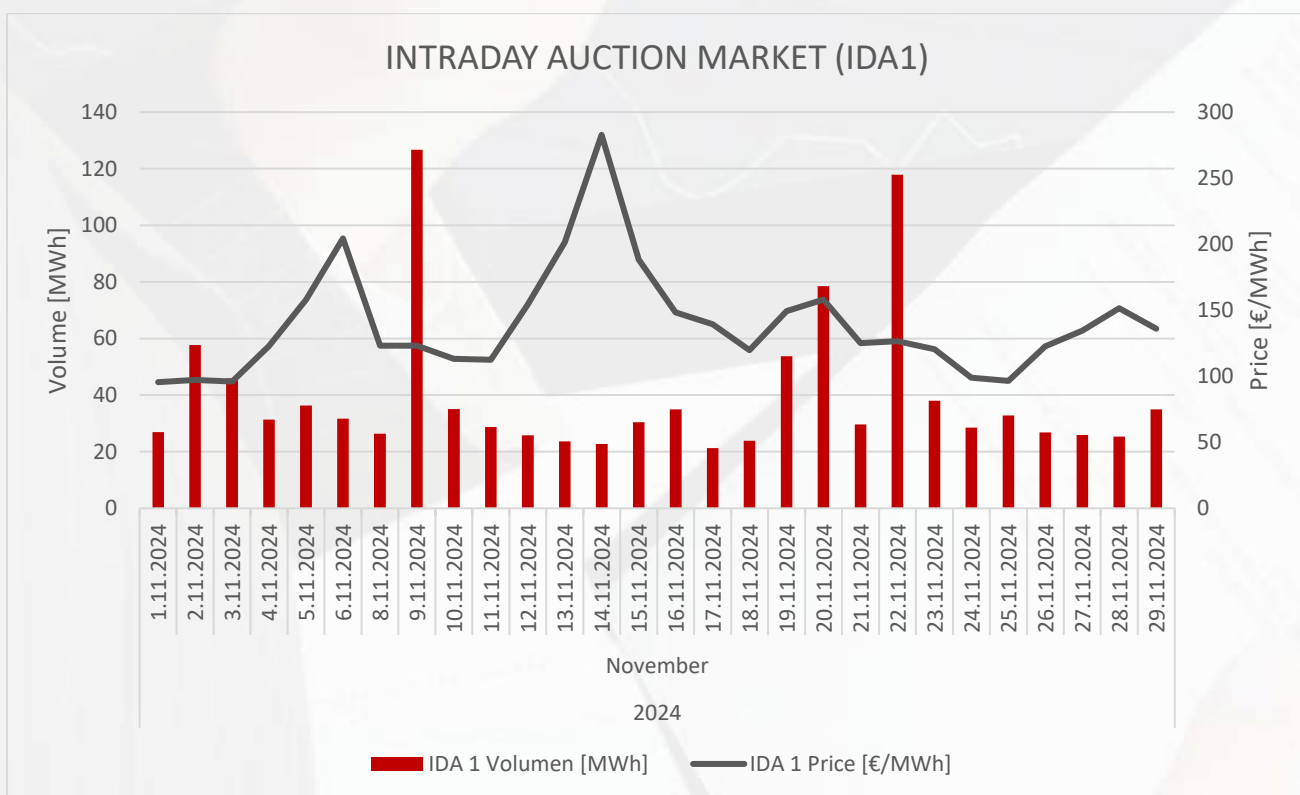
INTRADAY AUCTION MARKET

Intraday Auction Trading Data

Total traded volume amounted **4.050,78 MWh**.

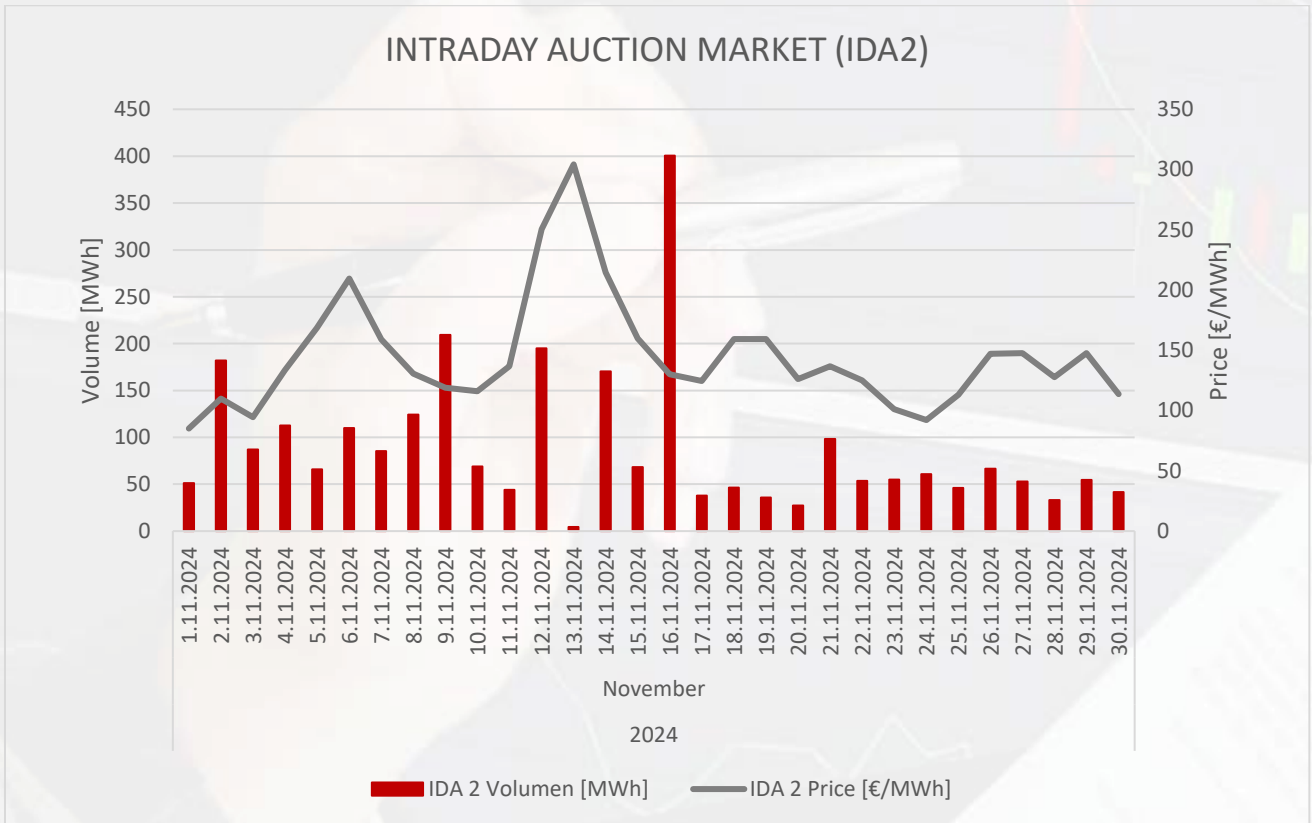
There are **15** members on CROPEX Intraday Auction Market.

INTRADAY AUCTION MARKET (IDA1) - OVERVIEW				
November 2024	AVG. DAILY	MIN. DAILY	MAX. DAILY	TOTAL
VOLUME [MWh]	40,1	21,3	126,8	1.121,8
PRICE [€/MWh]	139,29	95,53	282,79	-



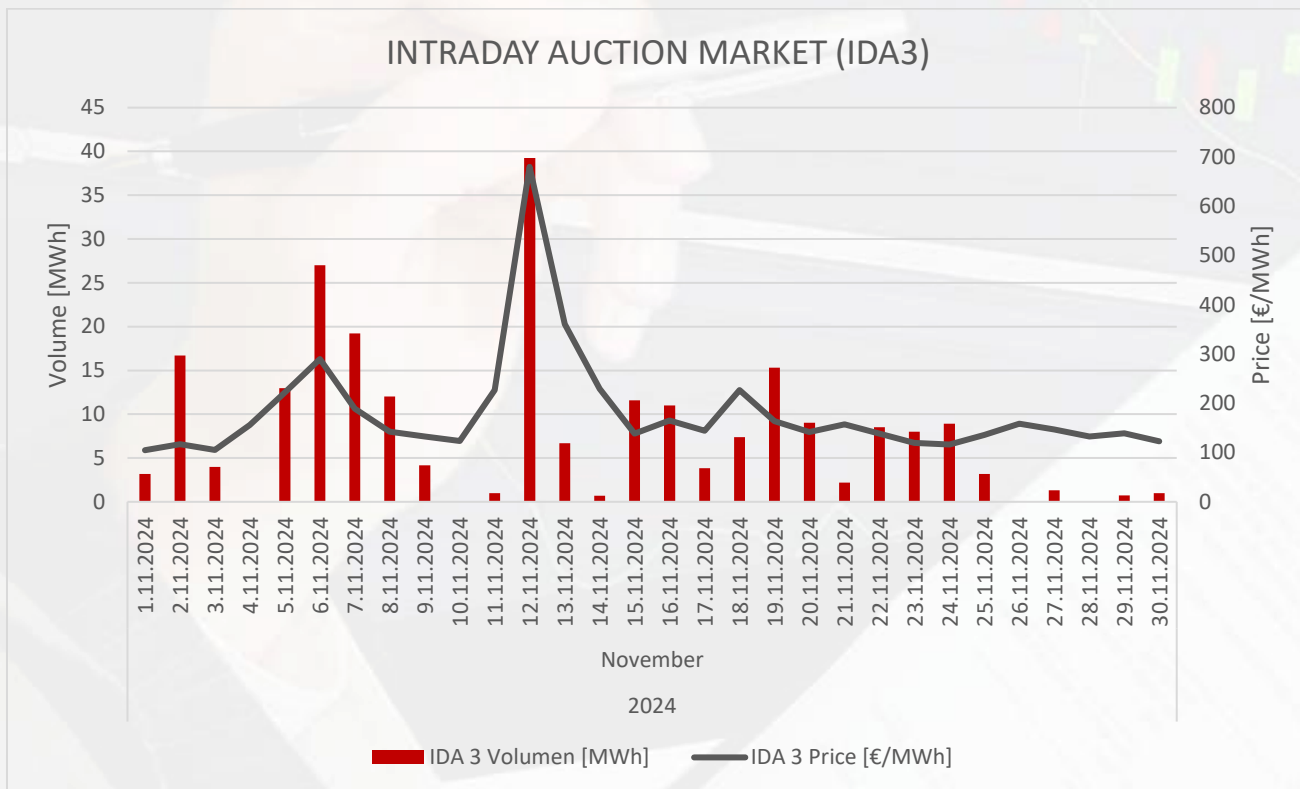
INTRADAY AUCTION MARKET (IDA2) - OVERVIEW

November 2024	AVG. DAILY	MIN. DAILY	MAX. DAILY	TOTAL
VOLUME [MWh]	89,7	4,5	400,7	2.690,1
PRICE [€/MWh]	144,82	85,10	304,31	-



INTRADAY AUCTION MARKET (IDA3) - OVERVIEW

November 2024	AVG. DAILY	MIN. DAILY	MAX. DAILY	TOTAL
VOLUME [MWh]	8,0	0,0	39,3	238,9
PRICE [€/MWh]	180,84	104,72	679,87	-



Disclaimer: Above mentioned data and analysis are intended only for informational purposes and can not be used as CROPEX official