

Monthly Trading Report

May 2026

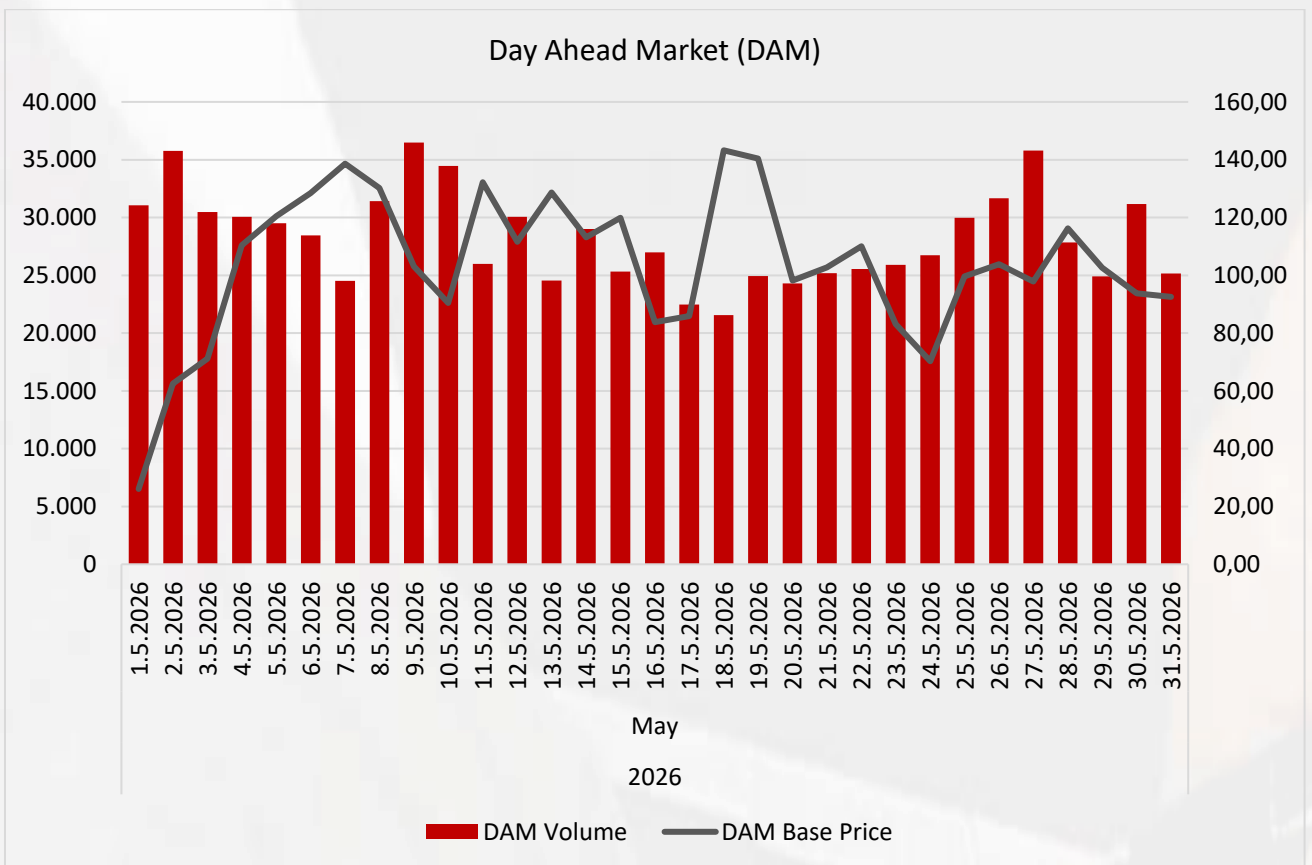
Day Ahead Trading Data

DAY AHEAD MARKET

Total traded volume amounted **877.232,4 MWh**.

Average base price was **103,58 €/MWh** and average peak price was **64,94 €/MWh**.

DAY AHEAD MARKET (DAM)				
May 2026	AVG. DAILY	MIN. DAILY	MAX. DAILY	TOTAL
VOLUME [MWh]	28.297,8	21.562,2	36.472,5	877.232,4
BASE PRICE [€/MWh]	103,58	26,07	143,24	-



Intraday Continuous Trading Data

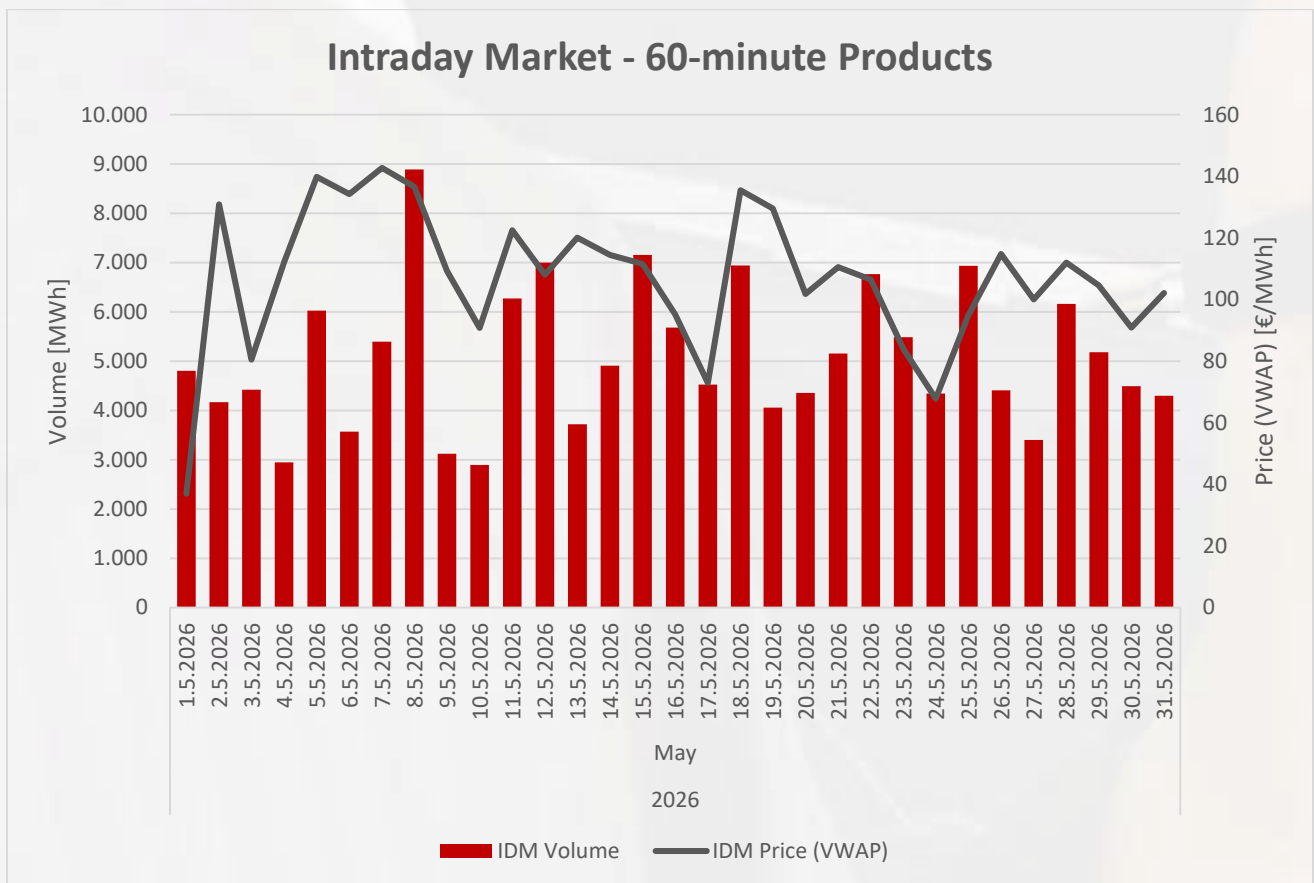
INTRADAY CONTINUOUS MARKET

Total traded volume amounted 226.340,4 MWh.

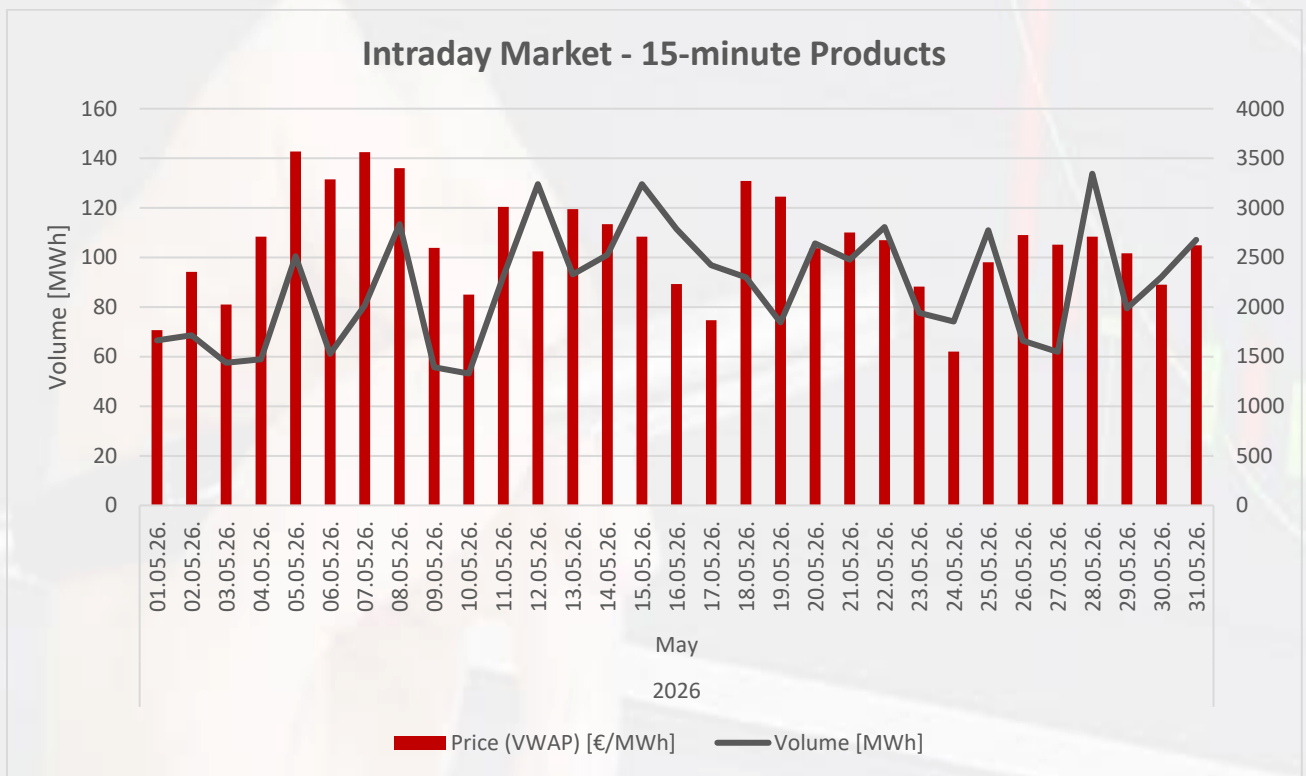
IDM 60 - minute Products: VWAP -> 106,89 €/MWh

IDM 15 - minute Products: VWAP -> 105,38 €/MWh

INTRADAY MARKET (IDM) - 60-minute Products				
May 2026	AVG. DAILY	MIN. DAILY	MAX. DAILY	TOTAL
VOLUME [MWh]	5.078,3	2.893,0	8.889,2	157.426,4
PRICE (VWAP) [€/MWh]	106,89	36,92	142,73	-



INTRADAY MARKET (IDM) - 15-minute Products				
May 2026	AVG. DAILY	MIN. DAILY	MAX. DAILY	TOTAL
VOLUME [MWh]	2.223,0	1.329,5	3.344,2	68.914,1
PRICE (VWAP) [€/MWh]	105,38	62,08	142,76	-

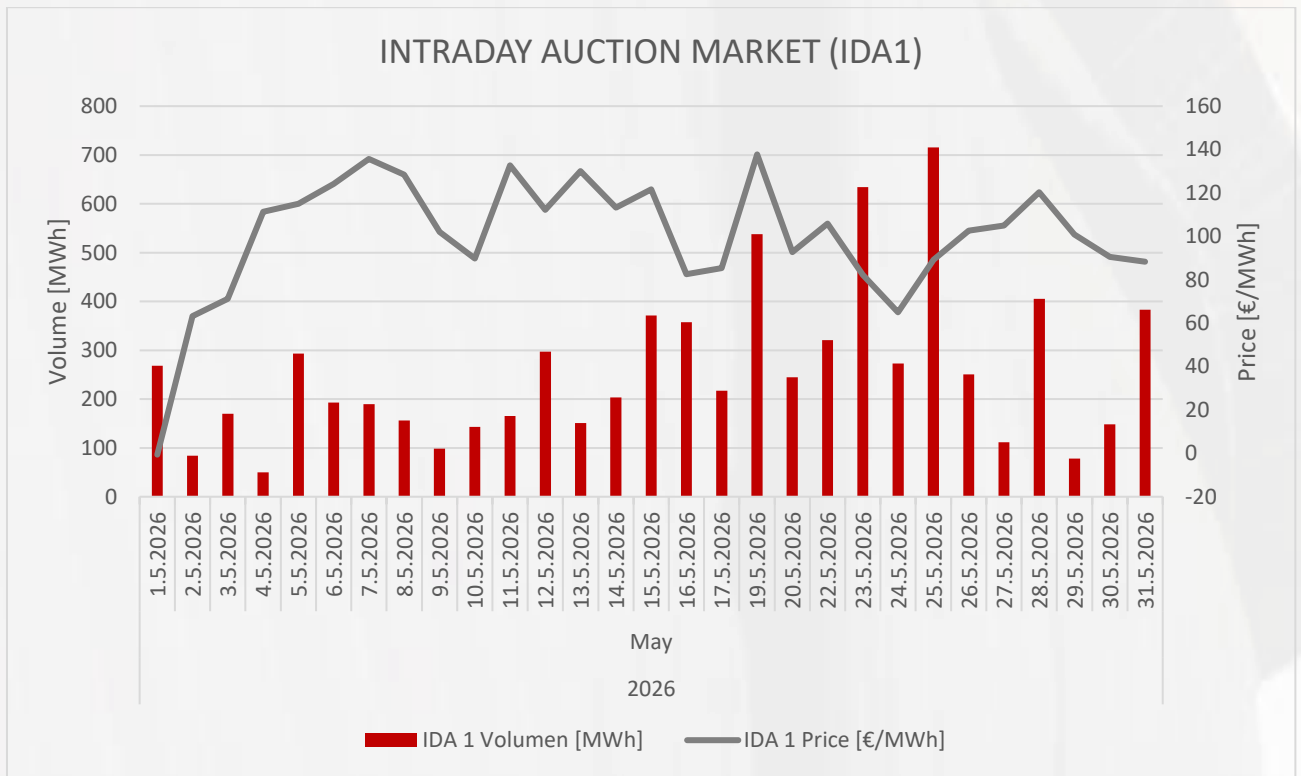


INTRADAY AUCTION MARKET

Intraday Auction Trading Data

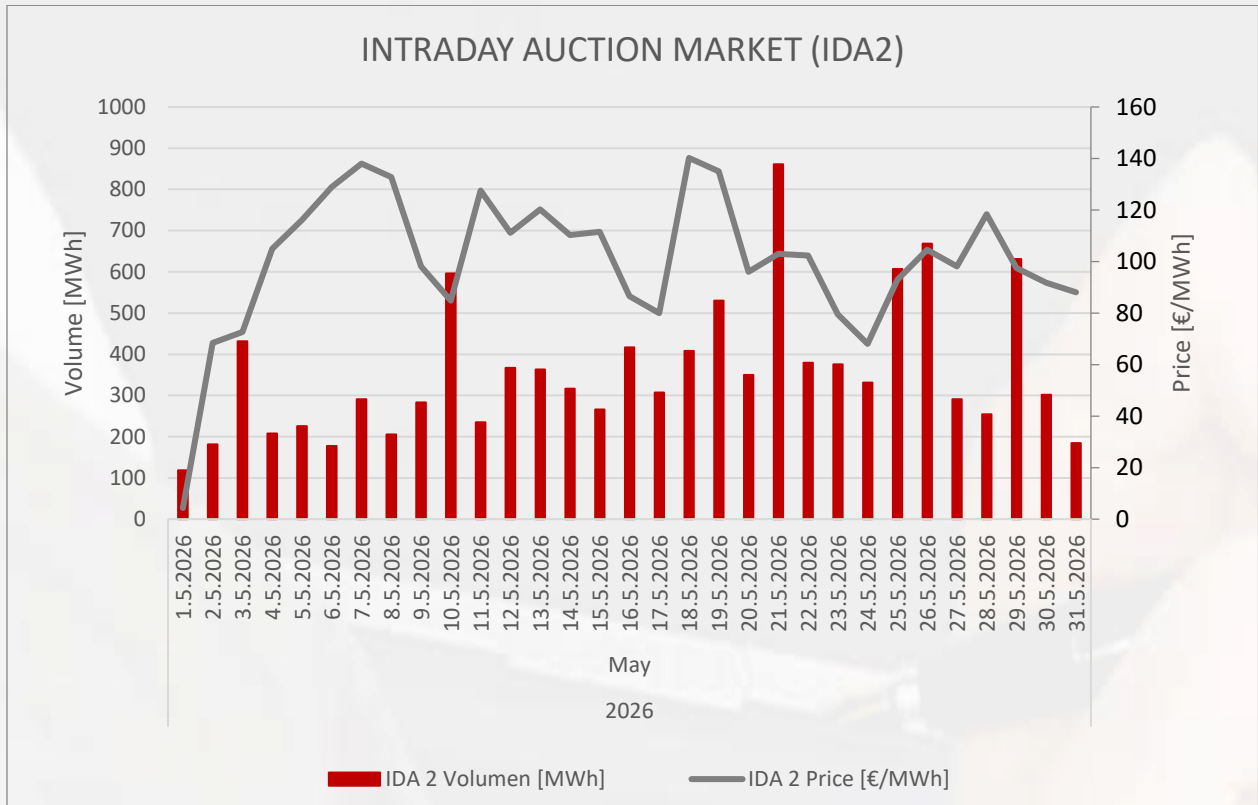
Total traded volume amounted **20.979,6 MWh**.

INTRADAY AUCTION MARKET (IDA1) - OVERVIEW				
May 2026	AVG. DAILY	MIN. DAILY	MAX. DAILY	TOTAL
VOLUME [MWh]	259,1	50,2	715,5	7.512,6
PRICE [€/MWh]	99,94	-0,60	137,75	-



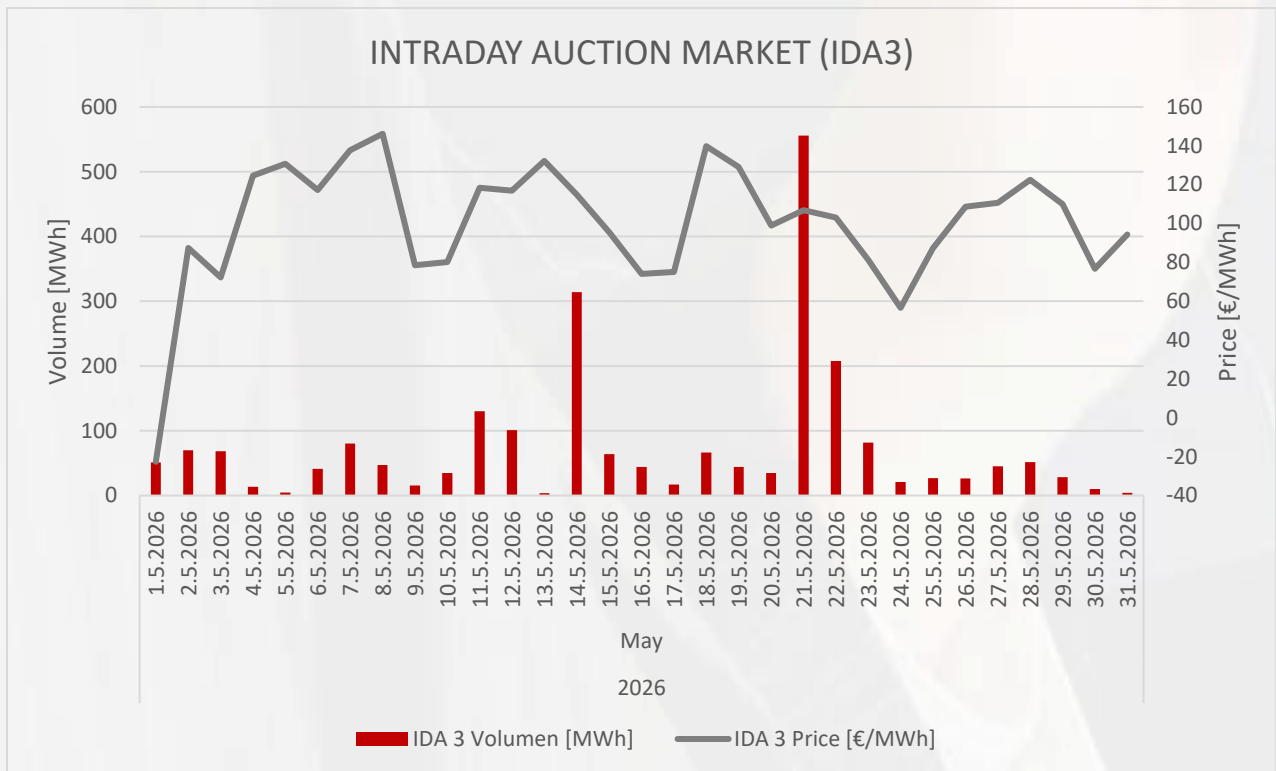
INTRADAY AUCTION MARKET (IDA2) - OVERVIEW

May 2026	AVG. DAILY	MIN. DAILY	MAX. DAILY	TOTAL
VOLUME [MWh]	360,0	118,5	860,6	11.161,4
PRICE [€/MWh]	100,37	4,32	140,21	-



INTRADAY AUCTION MARKET (IDA3) - OVERVIEW

May 2026	AVG. DAILY	MIN. DAILY	MAX. DAILY	TOTAL
VOLUME [MWh]	74,4	3,7	555,7	2305,6
PRICE [€/MWh]	100,16	-22,61	146,19	-

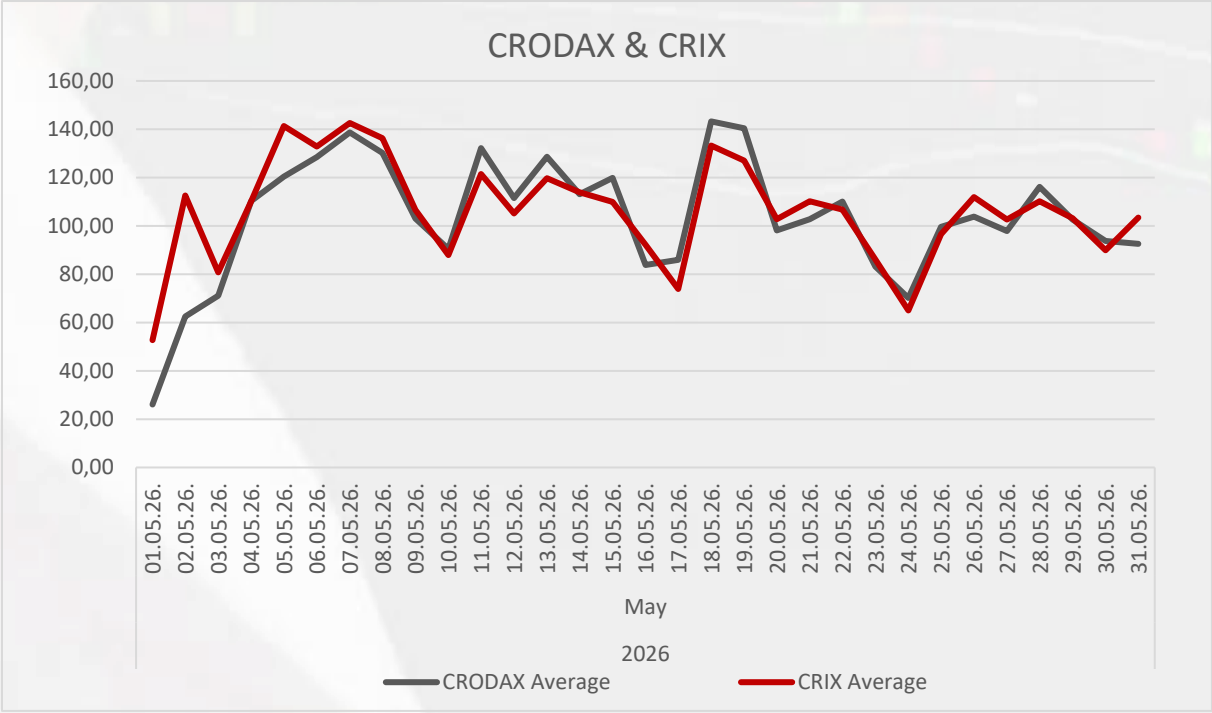


REFERENCE INDEX

CRODAX means the hourly index of Day ahead market, which reflects the average price for a given hour, calculated as the arithmetic mean of all 15-minute price intervals within that hour.

CRIX is a hourly index of the Intraday market, which reflects the average price for a given hour, calculated as an arithmetic mean of all 15-minute and hourly products within that hour.

CRODAX & CRIX - OVERVIEW			
May 2026	AVG. DAILY	MIN. DAILY	MAX. DAILY
CRODAX [€/MWh]	103,58	26,07	143,24
CRIX [€/MWh]	106,10	52,72	142,59



Disclaimer: Above mentioned data and analysis are intended only for informational purposes and can not be used as CROPEX official