

# Monthly Trading Report

March 2026

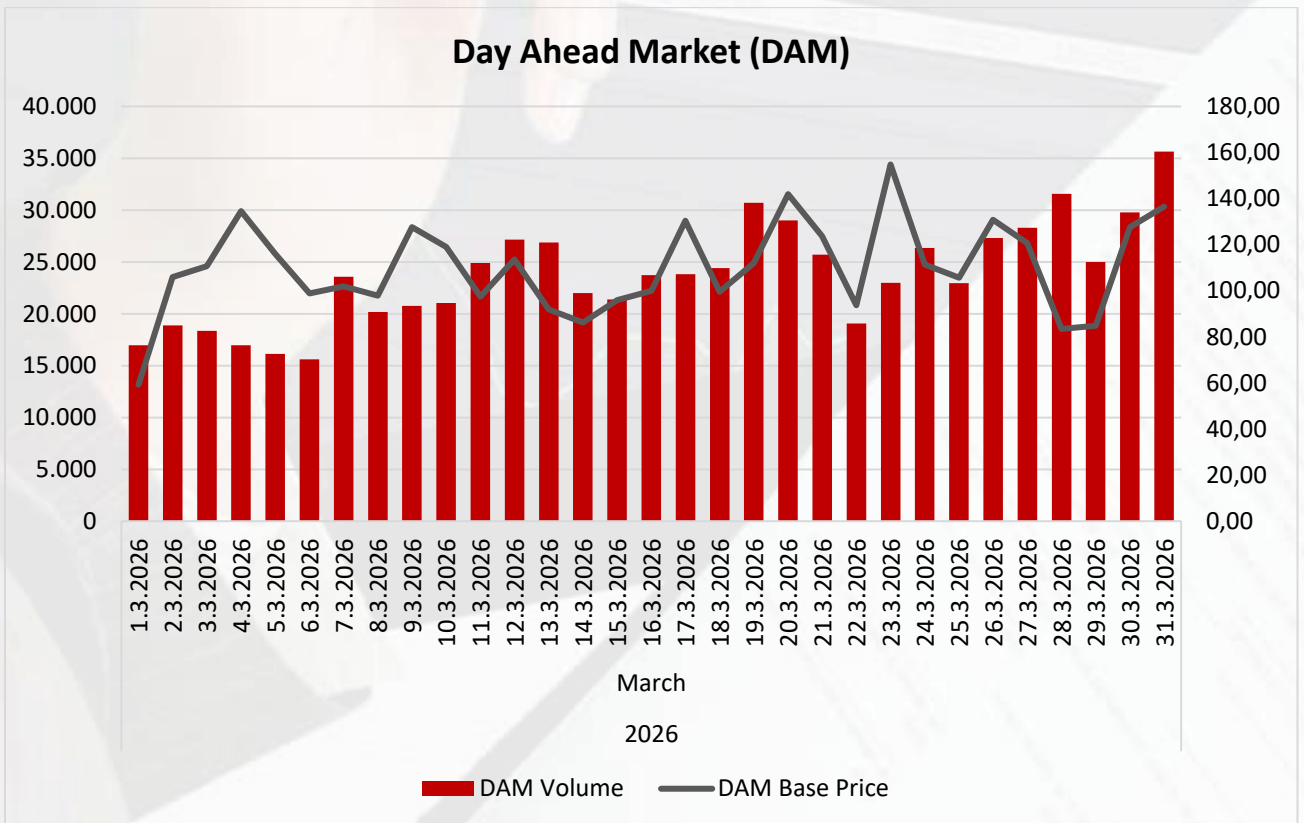
## Day Ahead Trading Data

### DAY AHEAD MARKET

Total traded volume amounted **737.162,1 MWh**.

Average base price was **110,12 €/MWh** and average peak price was **93,73 €/MWh**.

DAY AHEAD MARKET (DAM)				
March 2026	AVG. DAILY	MIN. DAILY	MAX. DAILY	TOTAL
VOLUME [MWh]	23.779,4	15.612,2	35.649,2	737.162,1
BASE PRICE [€/MWh]	110,12	59,26	154,81	-



## Intraday Continuous Trading Data

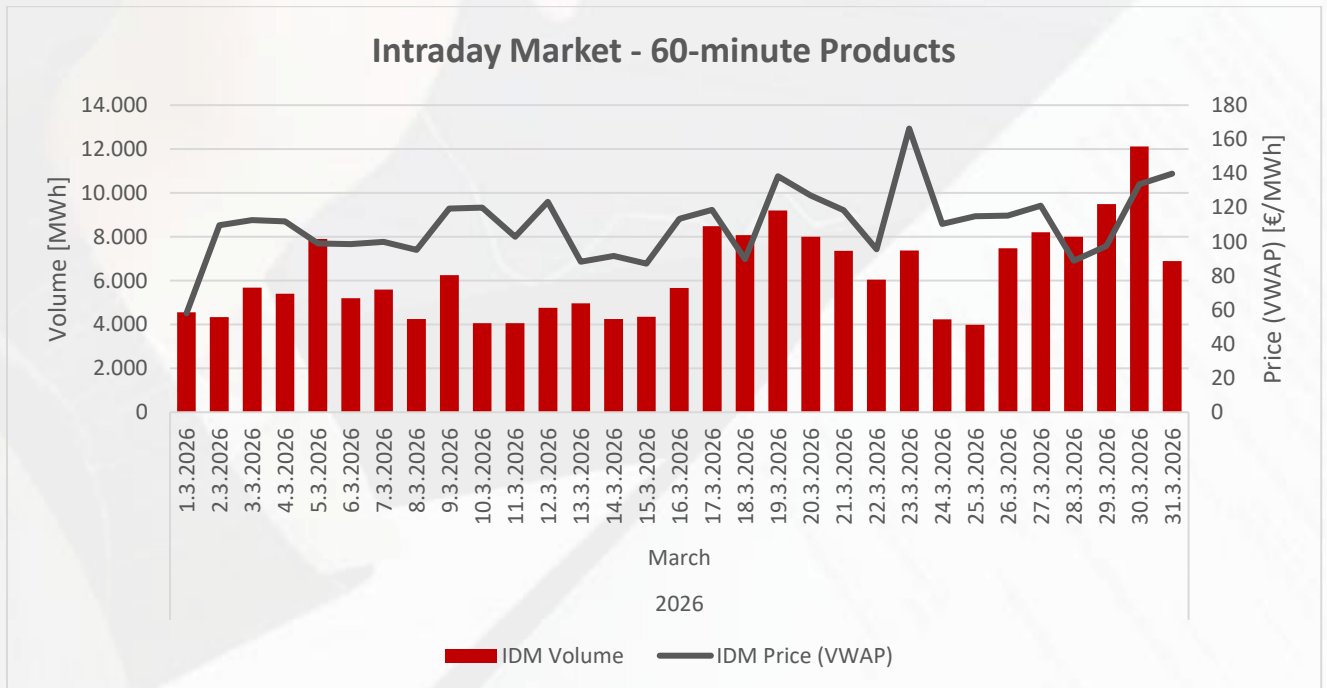
### INTRADAY CONTINUOUS MARKET

Total traded volume amounted 252.760,6 MWh.

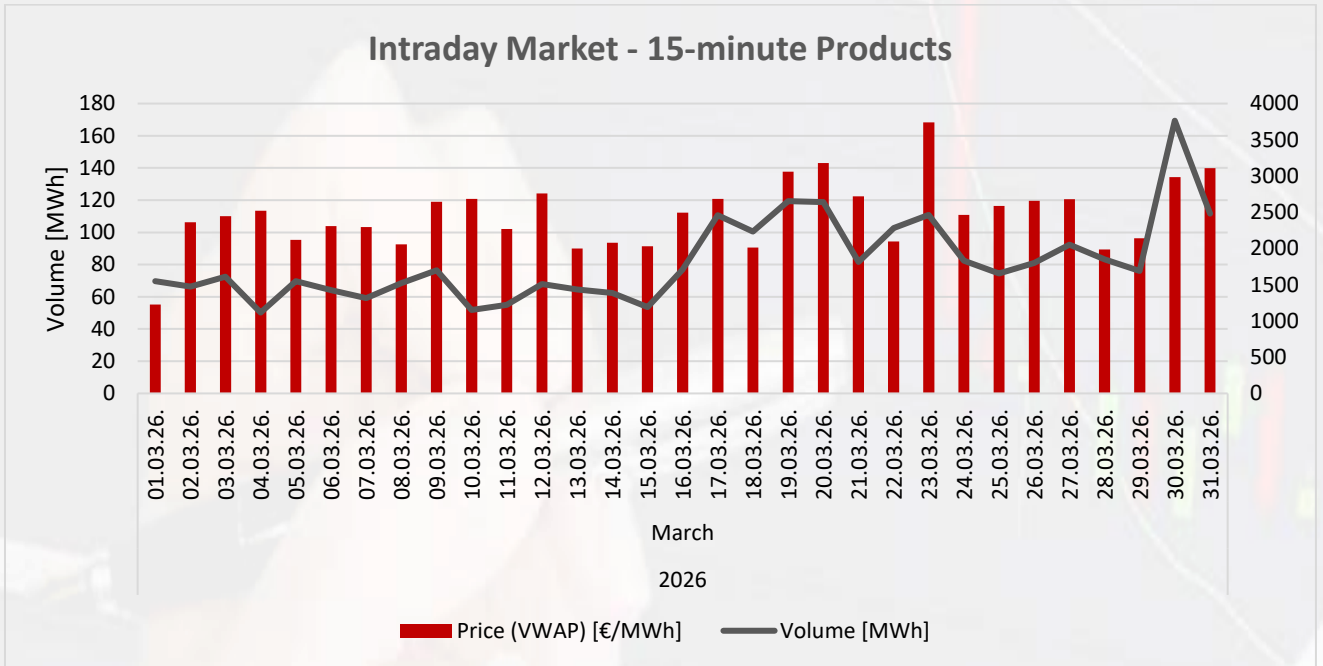
IDM 60 - minute Products: VWAP -> 109,85 €/MWh

IDM 15 - minute Products: VWAP -> 110,90 €/MWh

INTRADAY MARKET (IDM) - 60-minute Products				
March 2026	AVG. DAILY	MIN. DAILY	MAX. DAILY	TOTAL
VOLUME [MWh]	6.329,6	3.983,4	12.114,7	196.217,0
PRICE (VWAP) [€/MWh]	109,85	57,92	166,28	-



INTRADAY MARKET (IDM) - 15-minute Products				
March 2026	AVG. DAILY	MIN. DAILY	MAX. DAILY	TOTAL
VOLUME [MWh]	1.824,0	1.115,7	3.763,4	56.543,6
PRICE (VWAP) [€/MWh]	110,90	55,26	168,35	-

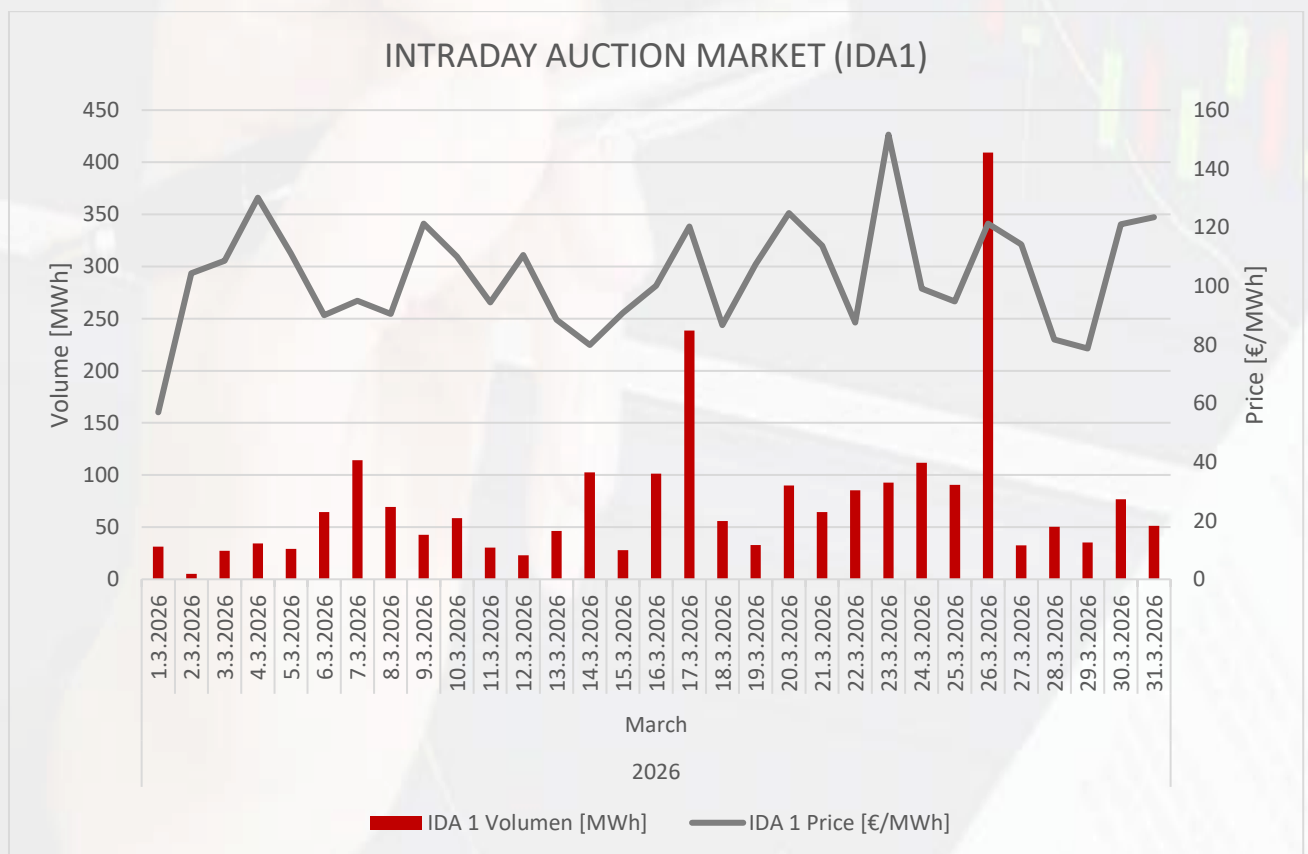


# INTRADAY AUCTION MARKET

## Intraday Auction Trading Data

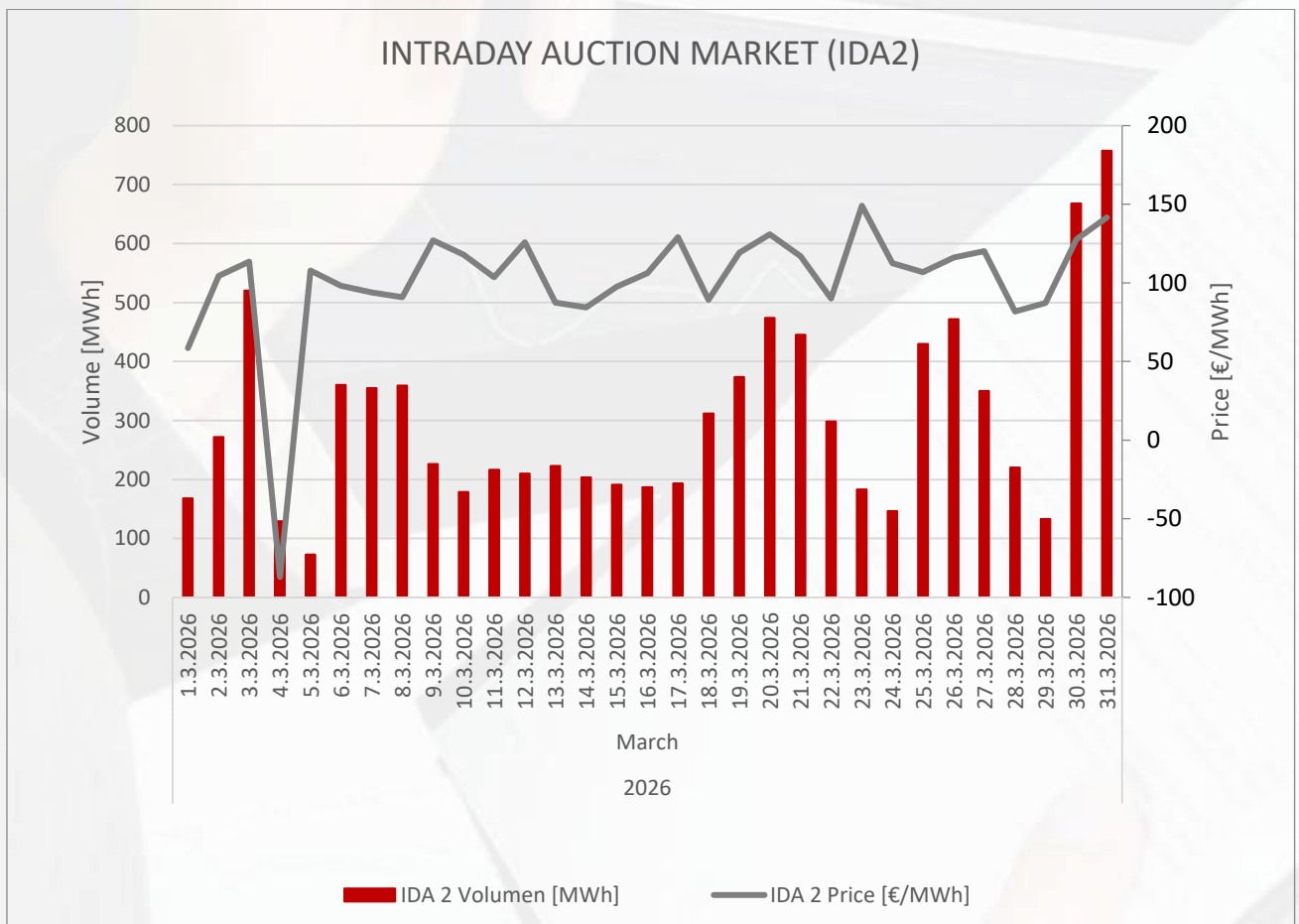
Total traded volume amounted **12.868,9 MWh**.

INTRADAY AUCTION MARKET (IDA1) - OVERVIEW				
March 2026	AVG. DAILY	MIN. DAILY	MAX. DAILY	TOTAL
VOLUME [MWh]	75,0	5,2	409,2	2.326,5
PRICE [€/MWh]	103,52	56,96	151,65	-

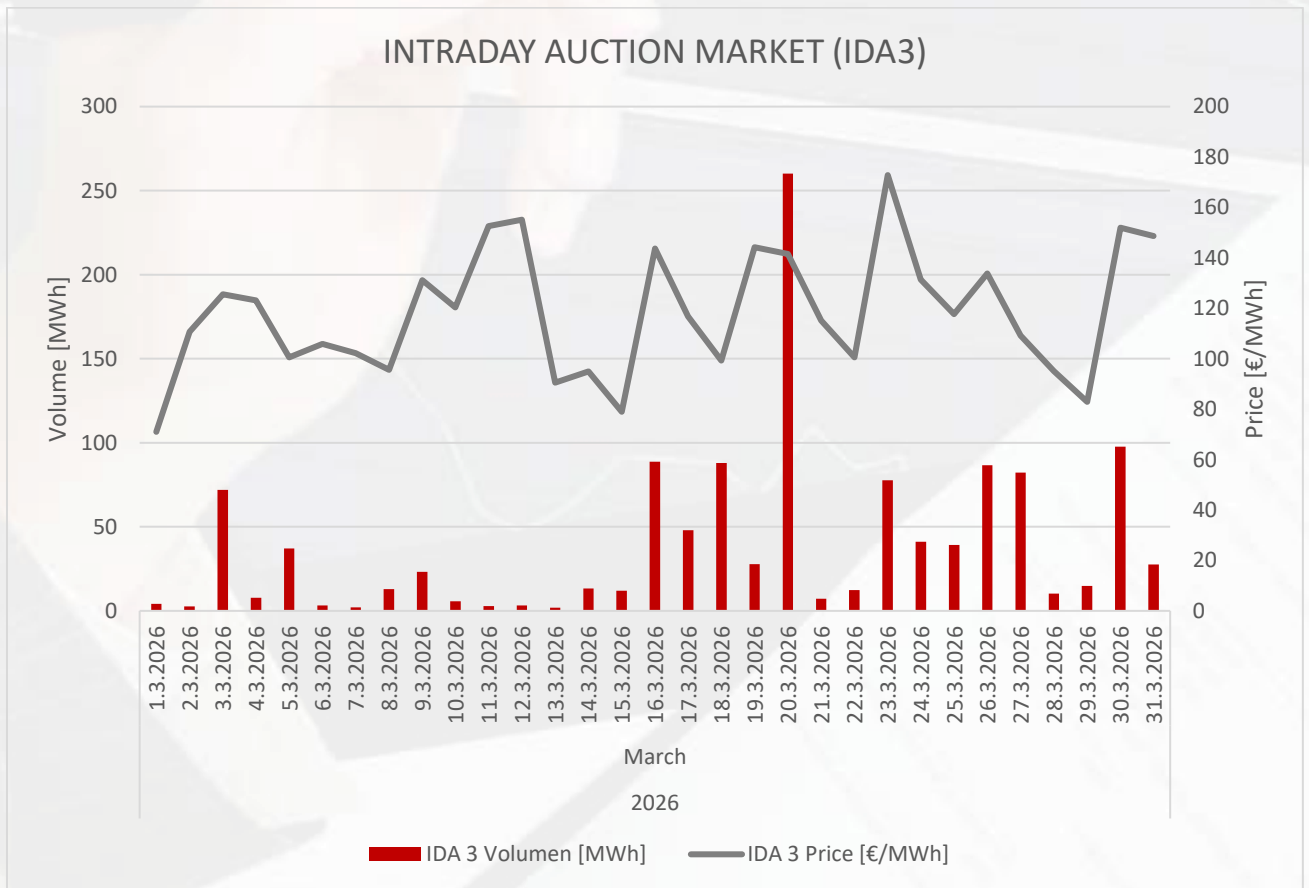


### INTRADAY AUCTION MARKET (IDA2) - OVERVIEW

March 2026	AVG. DAILY	MIN. DAILY	MAX. DAILY	TOTAL
<b>VOLUME [MWh]</b>	300,9	72,9	757,2	9.328,5
<b>PRICE [€/MWh]</b>	101,56	-86,97	149,06	-



INTRADAY AUCTION MARKET (IDA3) - OVERVIEW				
March 2026	AVG. DAILY	MIN. DAILY	MAX. DAILY	TOTAL
VOLUME [MWh]	39,2	1,9	260,2	1.213,9
PRICE [€/MWh]	118,17	71,00	172,85	-



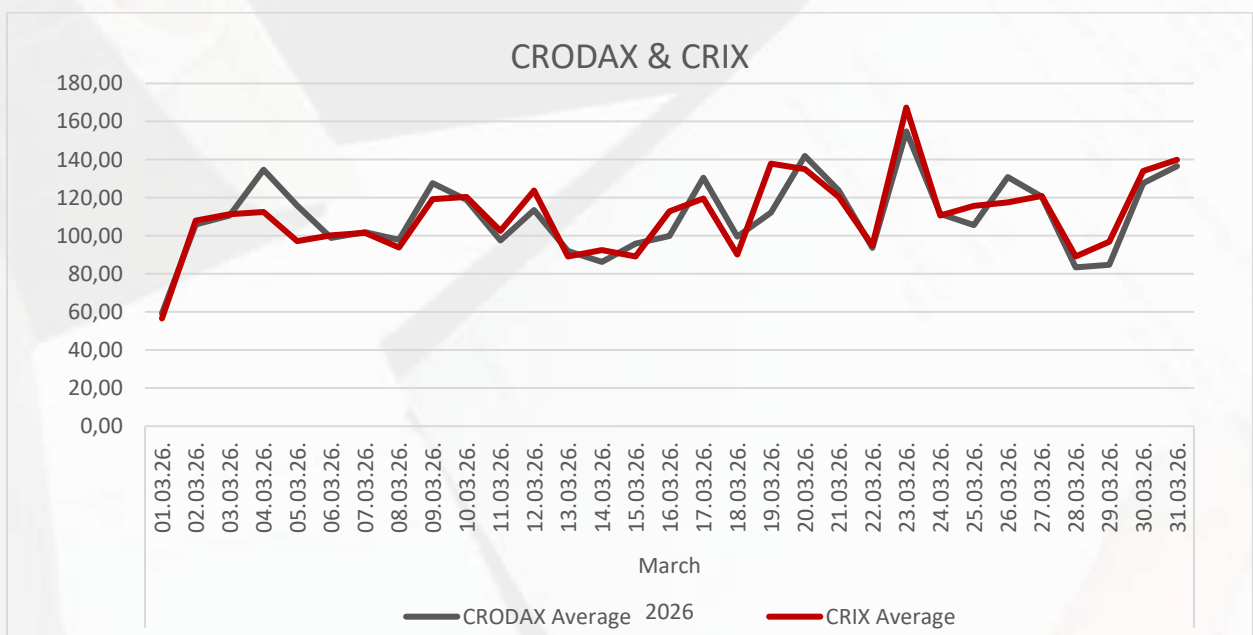



## REFERENCE INDEX

**CRODAX** means the hourly index of Day ahead market, which reflects the average price for a given hour, calculated as the arithmetic mean of all 15-minute price intervals within that hour.

**CRIX** is a hourly index of the Intraday market, which reflects the average price for a given hour, calculated as an arithmetic mean of all 15-minute and hourly products within that hour.

CRODAX & CRIX - OVERVIEW			
March 2026	AVG. DAILY	MIN. DAILY	MAX. DAILY
CRODAX [€/MWh]	110,16	-46,91	269,70
CRIX [€/MWh]	110,36	-14,90	301,20



A hand holding a pen over a document with a financial chart in the background. The chart shows a line graph with several peaks and troughs, and a candlestick chart below it. The background is a light blue and white color scheme.

Disclaimer: Above mentioned data and analysis are intended only for informational purposes and can not be used as CROPEX official