

Monthly Trading Report

June 2026

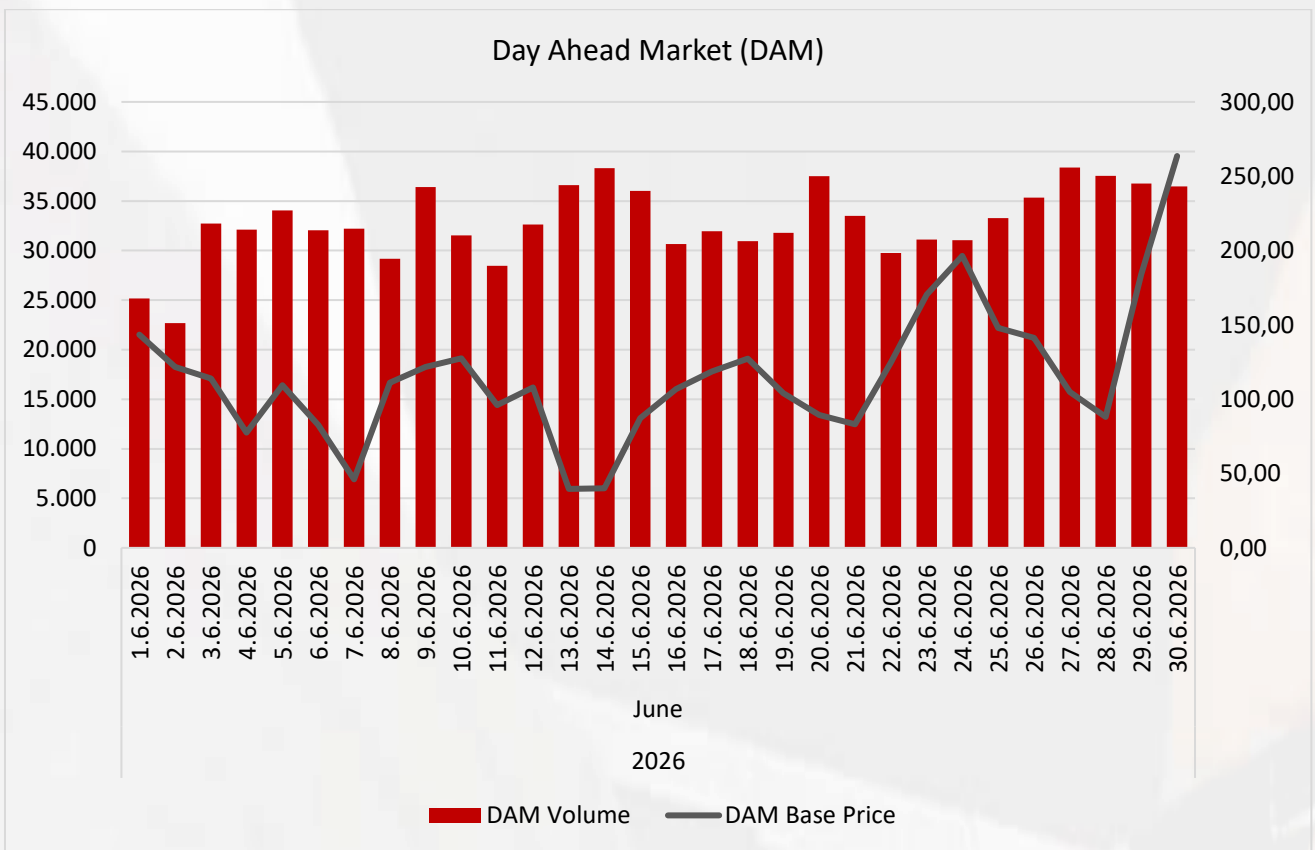
Day Ahead Trading Data

DAY AHEAD MARKET

Total traded volume amounted **986.130,53 MWh**.

Average base price was **115,90 €/MWh** and average peak price was **250,97 €/MWh**.

DAY AHEAD MARKET (DAM)				
June 2026	AVG. DAILY	MIN. DAILY	MAX. DAILY	TOTAL
VOLUME [MWh]	32.871,0	22.693,5	38.361,8	986.130,5
BASE PRICE [€/MWh]	115,90	39,66	263,59	-



Intraday Continuous Trading Data

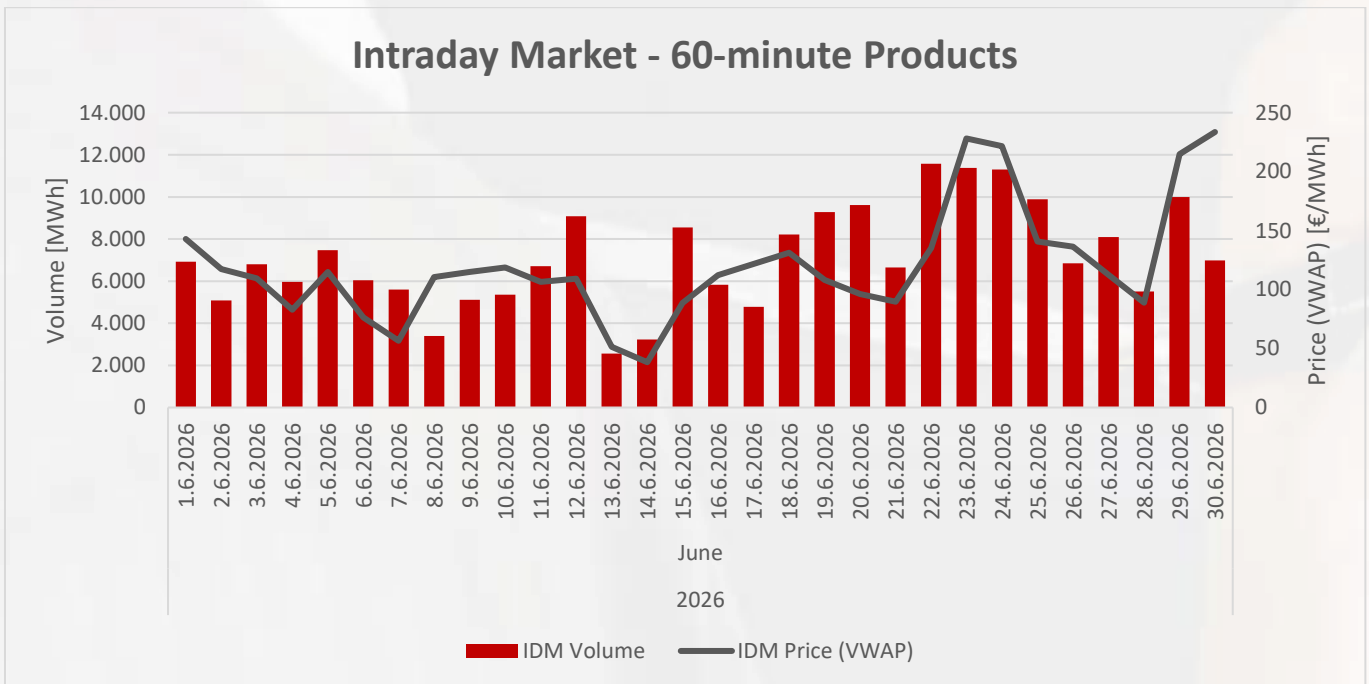
INTRADAY CONTINUOUS MARKET

Total traded volume amounted **327.879,7 MWh**.

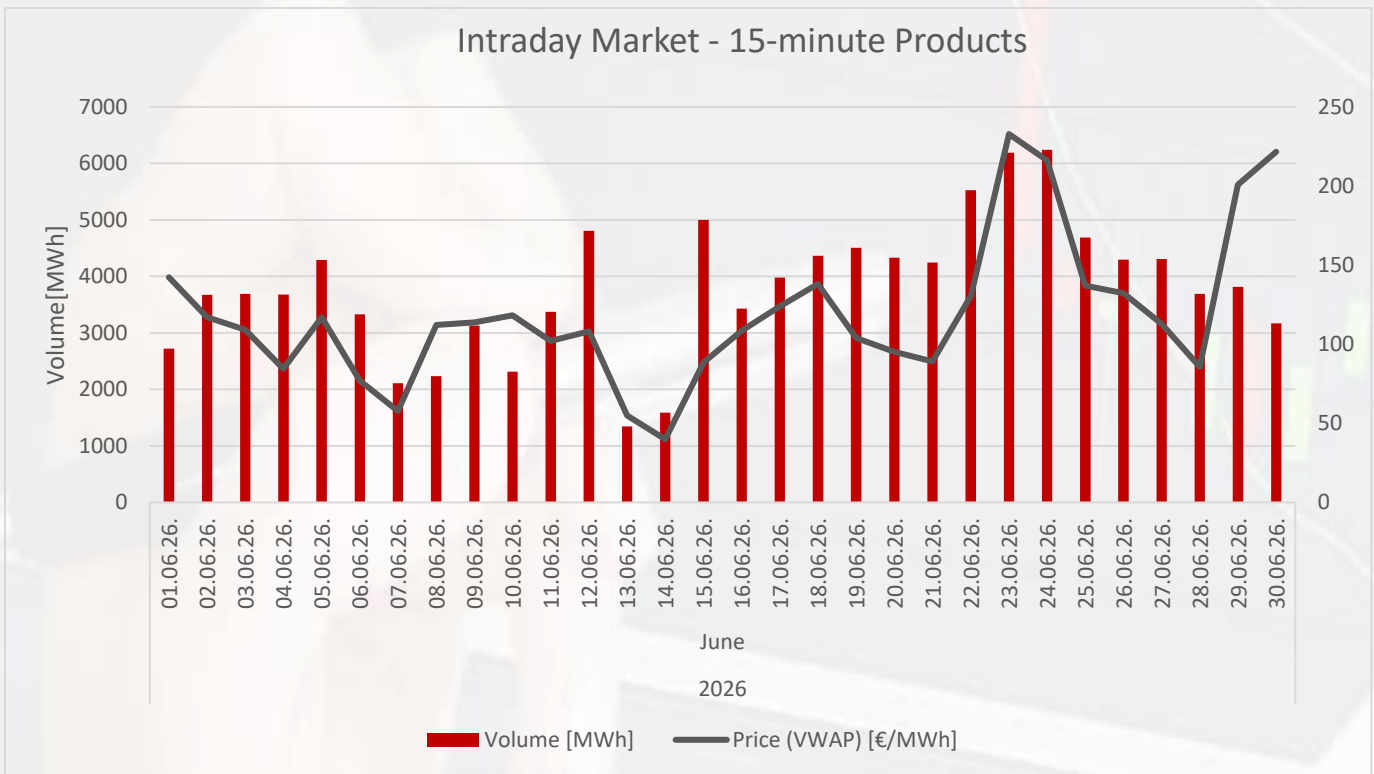
IDM 60 - minute Products: VWAP -> **120,34 €/MWh**

IDM 15 - minute Products: VWAP -> **119,05 €/MWh**

INTRADAY MARKET (IDM) - 60-minute Products				
June 2026	AVG. DAILY	MIN. DAILY	MAX. DAILY	TOTAL
VOLUME [MWh]	7.127,0	2.555,0	11.567,2	213.810,7
PRICE (VWAP) [€/MWh]	120,34	38,39	233,57	-



INTRADAY MARKET (IDM) - 15-minute Products				
June 2026	AVG. DAILY	MIN. DAILY	MAX. DAILY	TOTAL
VOLUME [MWh]	3.802,3	1.347,1	6.240,7	114.069,0
PRICE (VWAP) [€/MWh]	119,05	39,92	232,85	-

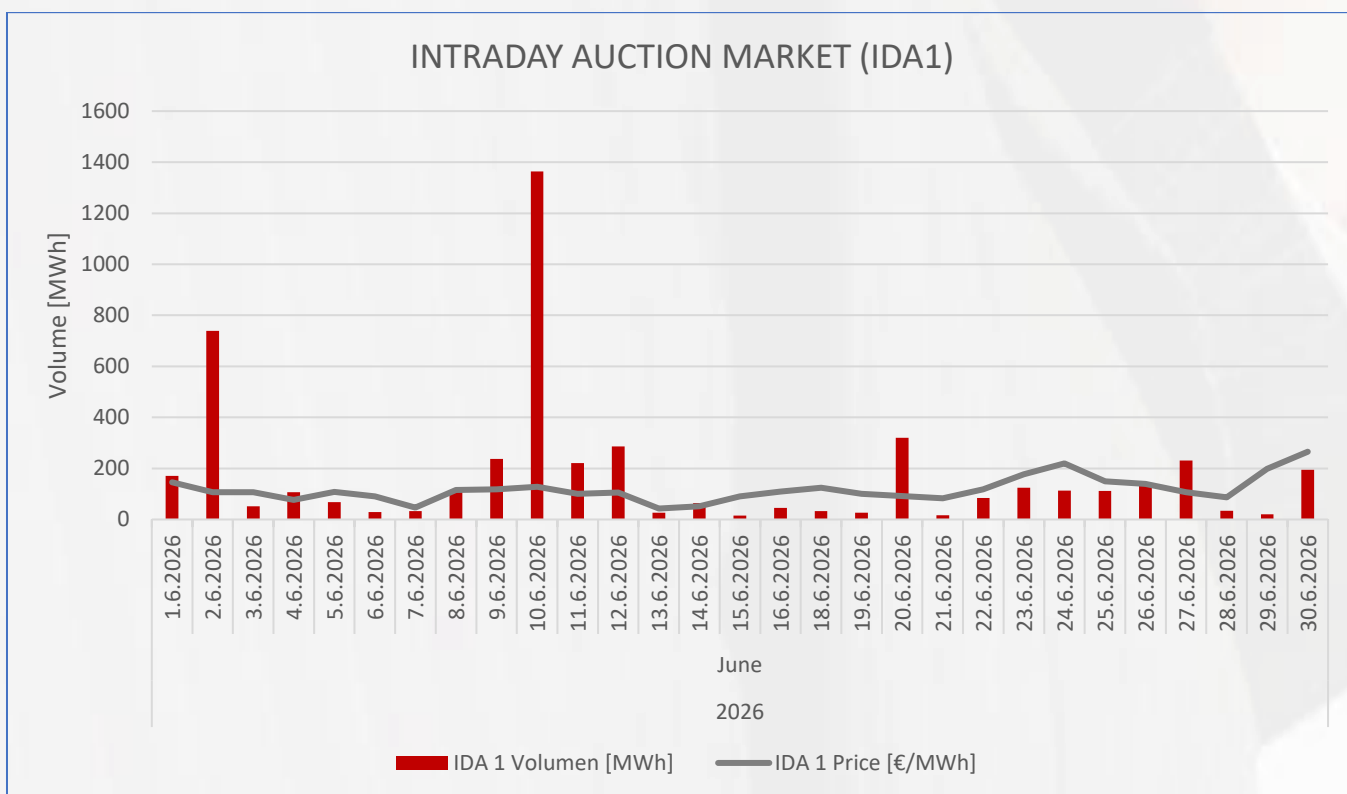


INTRADAY AUCTION MARKET

Intraday Auction Trading Data

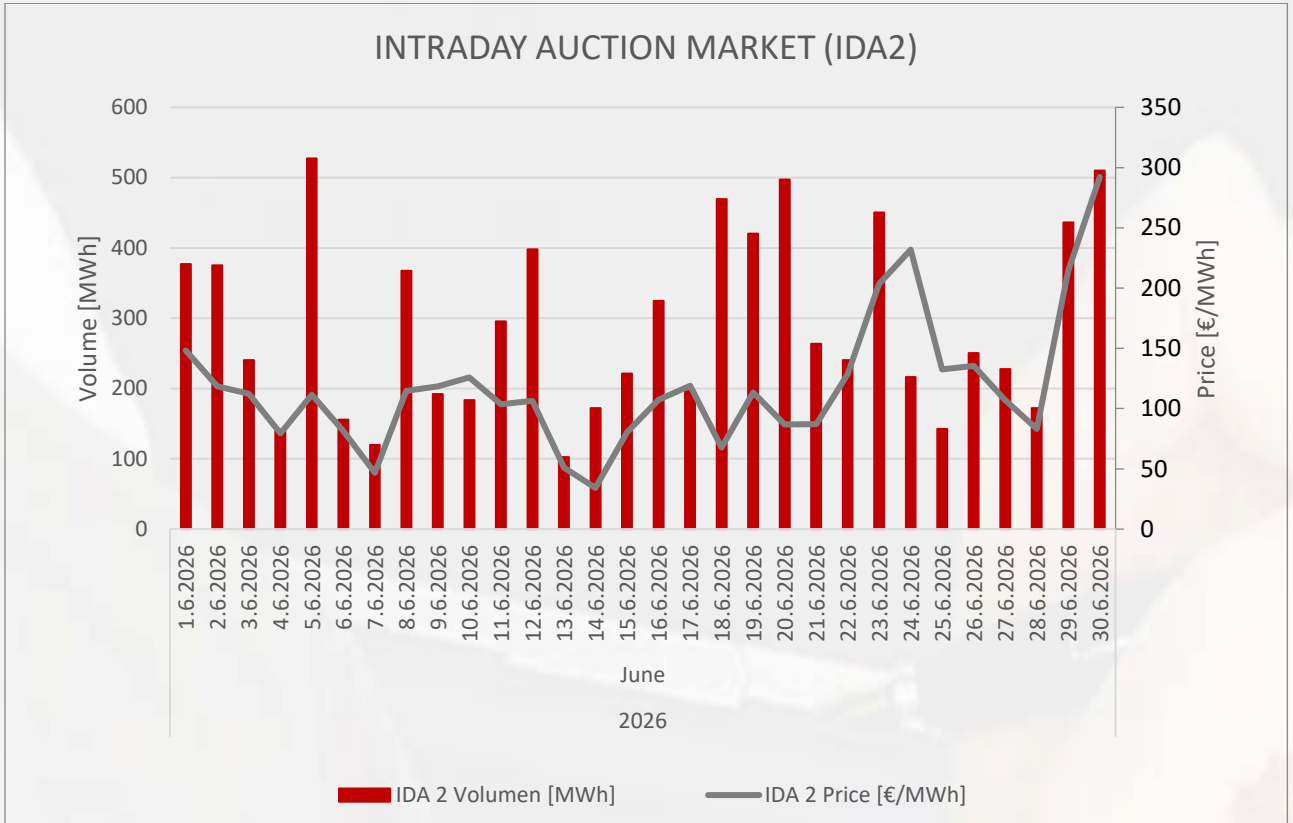
Total traded volume amounted **14.940 MWh**.

INTRADAY AUCTION MARKET (IDA1) - OVERVIEW				
June 2026	AVG. DAILY	MIN. DAILY	MAX. DAILY	TOTAL
VOLUME [MWh]	173,0	15,6	1363,3	5.017,7
PRICE [€/MWh]	117,37	42,83	265,50	-



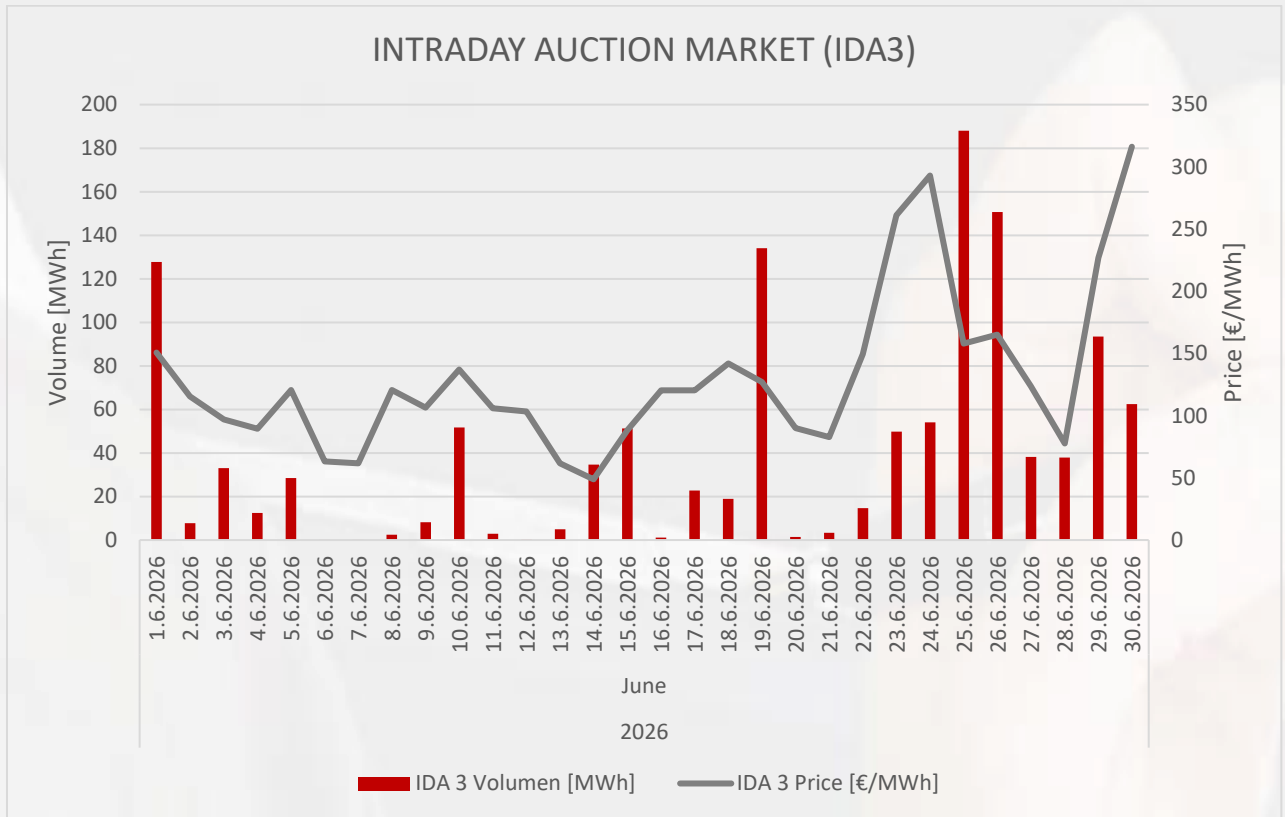
INTRADAY AUCTION MARKET (IDA2) - OVERVIEW

June 2026	AVG. DAILY	MIN. DAILY	MAX. DAILY	TOTAL
VOLUME [MWh]	289,5	102,6	527,3	8.684,9
PRICE [€/MWh]	118,10	34,20	292,25	-



INTRADAY AUCTION MARKET (IDA3) - OVERVIEW

June 2026	AVG. DAILY	MIN. DAILY	MAX. DAILY	TOTAL
VOLUME [MWh]	41,2	0,2	188,1	1.237,4
PRICE [€/MWh]	130,78	48,81	316,18	-

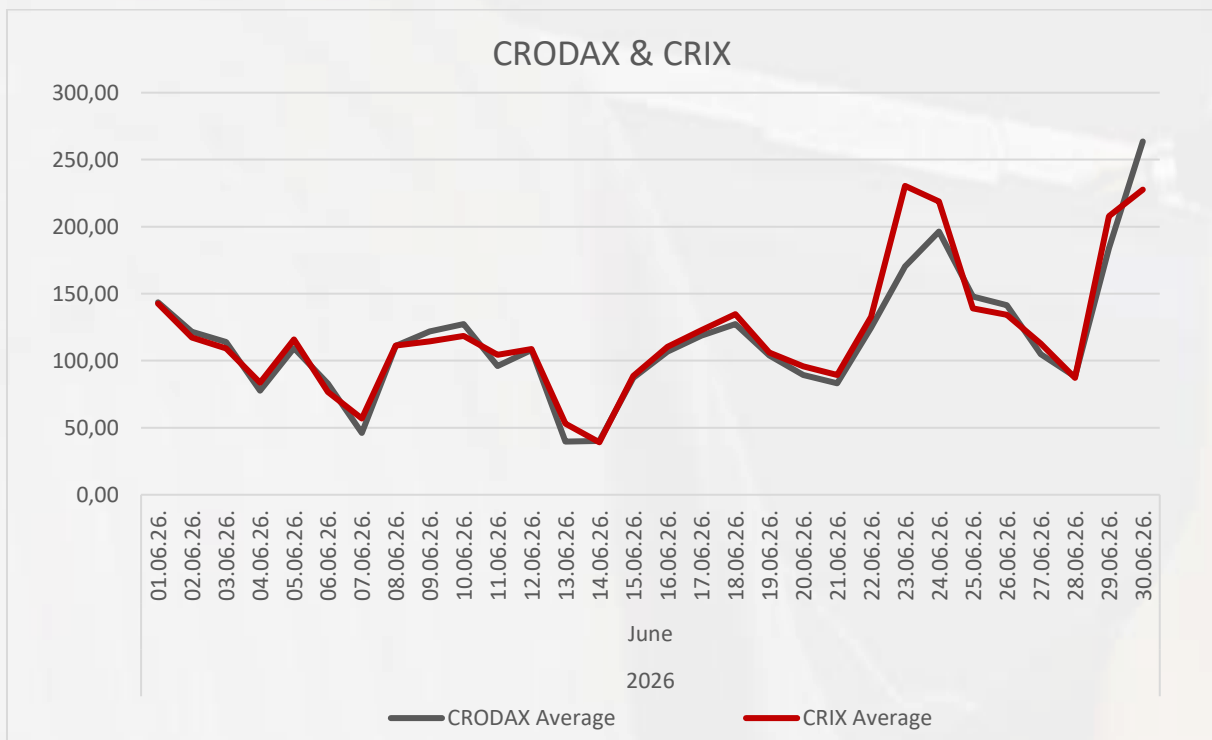


REFERENCE INDEX

CRODAX means the hourly index of Day ahead market, which reflects the average price for a given hour, calculated as the arithmetic mean of all 15-minute price intervals within that hour.

CRIX is a hourly index of the Intraday market, which reflects the average price for a given hour, calculated as an arithmetic mean of all 15-minute and hourly products within that hour.

CRODAX & CRIX - OVERVIEW			
June 2026	AVG. DAILY	MIN. DAILY	MAX. DAILY
CRODAX [€/MWh]	115,90	39,66	263,59
CRIX [€/MWh]	119,69	39,16	230,46



Disclaimer: Above mentioned data and analysis are intended only for informational purposes and can not be used as CROPEX official