

CROP 
CROATIAN POWER EXCHANGE

Monthly Trading Report

August 2024

Day Ahead Trading Data

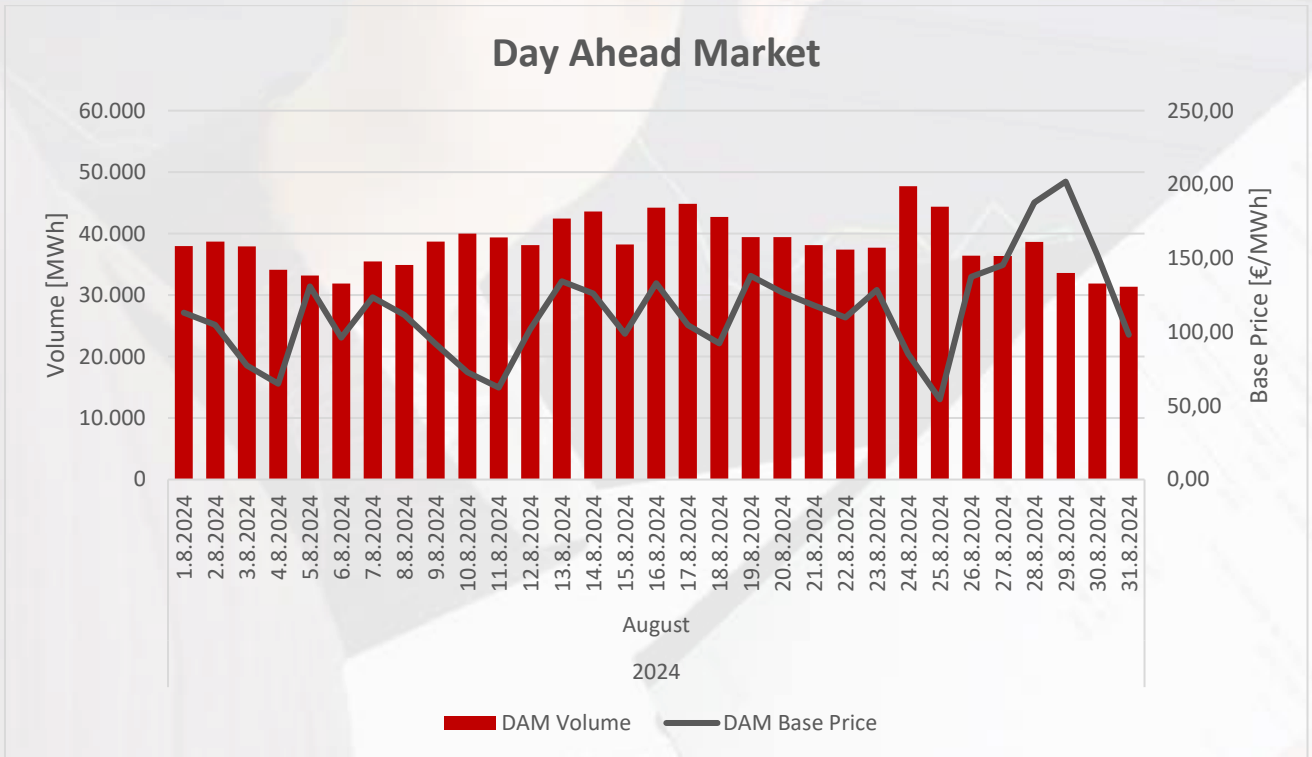
DAY AHEAD MARKET

Total traded volume amounted **1.188.751,00 MWh**.

Average base price was **113,06 €/MWh** and average peak price was **104,01 €/MWh**.

There are **31** members on CROPEX Day Ahead Market.

DAY AHEAD MARKET (DAM)				
August 2024	AVG. DAILY	MIN. DAILY	MAX. DAILY	TOTAL
VOLUME [MWh]	38.346,8	31.334,0	47.690,7	1.188.751,0
BASE PRICE [€/MWh]	113,66	54,36	201,92	-



DAY AHEAD MARKET (DAM) - AVERAGE HOURLY VOLUMES & PRICES												
August 2024	1	2	3	4	5	6	7	8	9	10	11	12
VOLUME [MWh]	1.463,4	1.362,3	1.327,8	1.312,4	1.303,1	1.292,5	1.197,9	1.226,9	1.360,0	1.712,5	1.926,6	2.102,0
PRICE [€/MWh]	109,11	99,57	91,71	89,41	89,07	96,52	112,00	113,30	99,16	80,11	63,40	55,72
August 2024	13	14	15	16	17	18	19	20	21	22	23	24
VOLUME [MWh]	2.196,7	2.224,4	2.202,4	2.096,2	1.875,3	1.630,9	1.429,2	1.327,7	1.386,8	1.377,5	1.524,3	1.488,2
PRICE [€/MWh]	54,26	53,84	59,50	78,21	99,02	129,85	201,77	273,26	267,09	168,80	131,60	111,55

Intraday Continuous Trading Data

INTRADAY CONTINUOUS MARKET

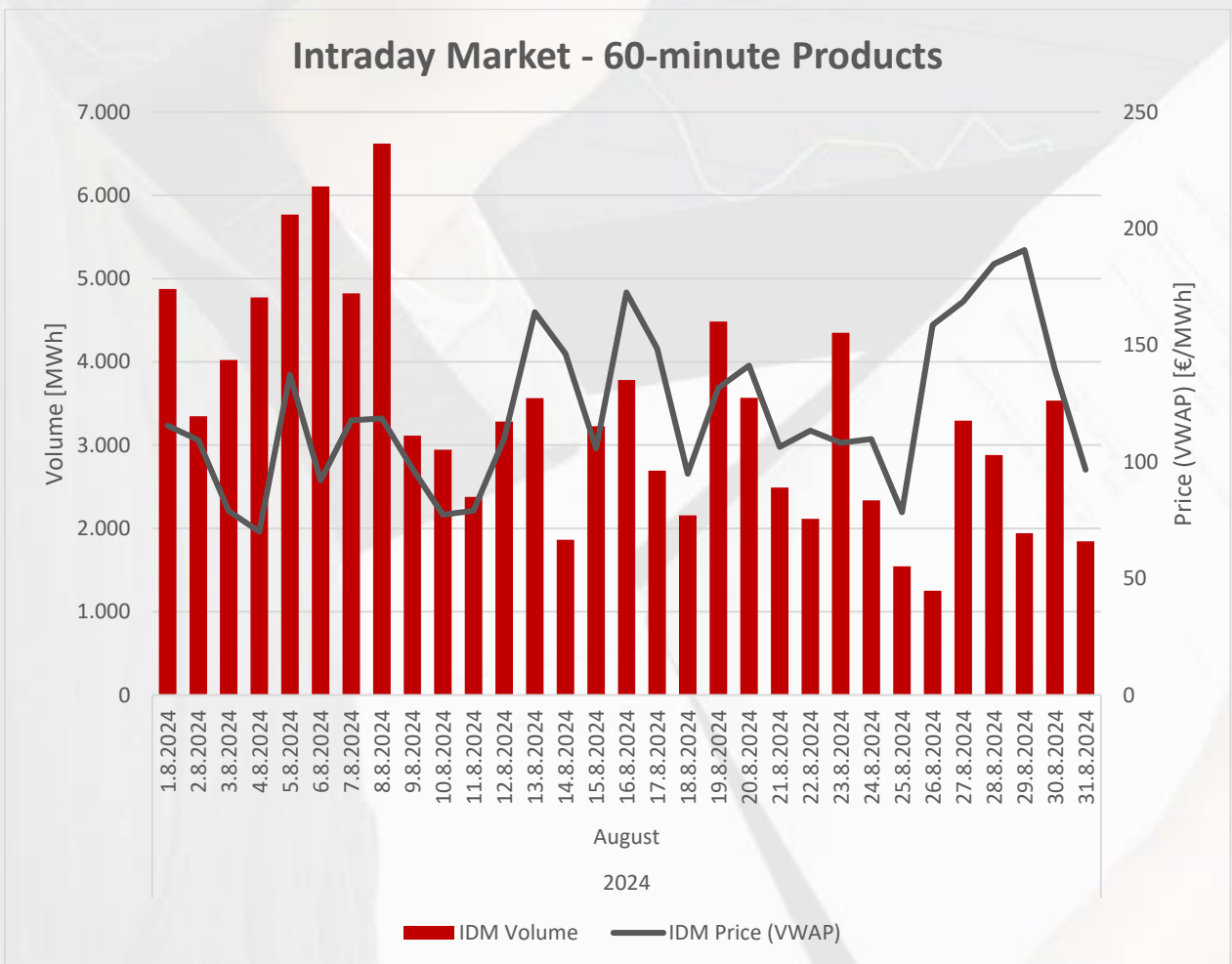
Total traded volume amounted **114.086,28 MWh**.

IDM 60 - minute Products: VWAP -> **121,40 €/MWh**

IDM 15 - minute Products: VWAP -> **112,14 €/MWh**

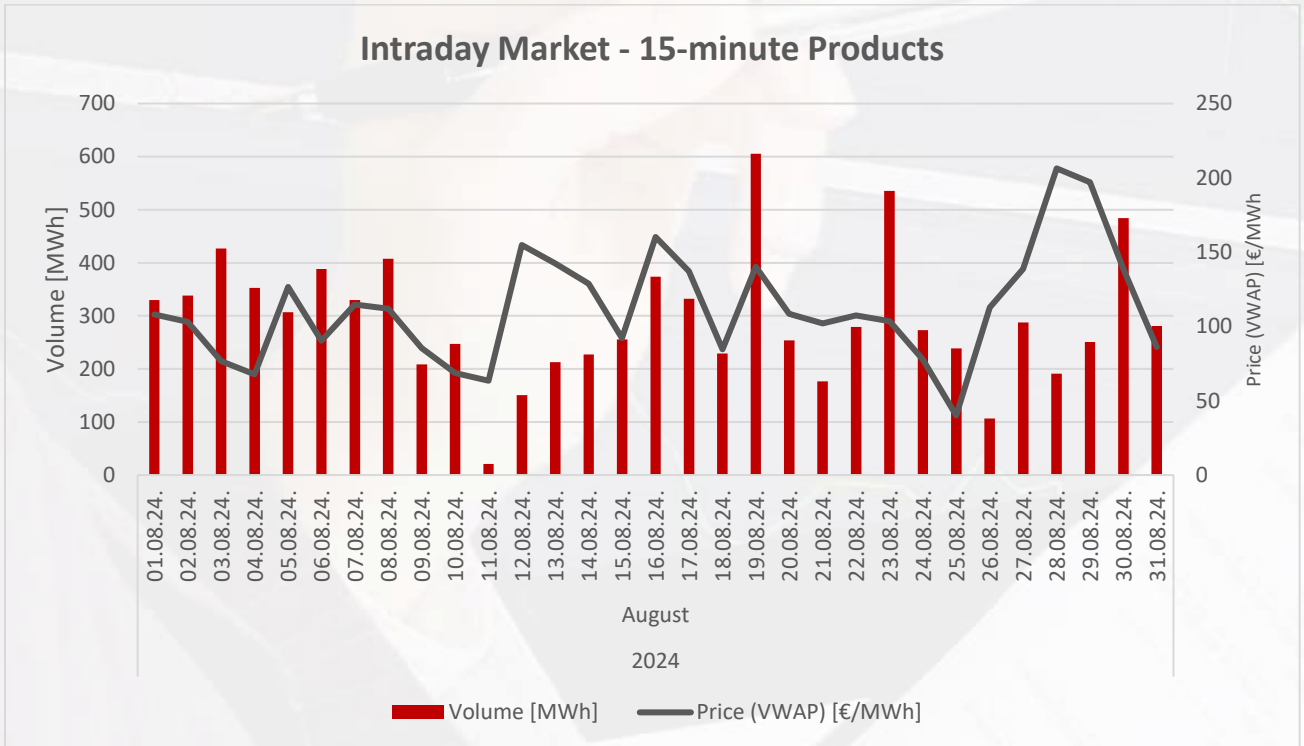
There are **27** members on CROPEX Intraday Continuous Market.

INTRADAY MARKET (IDM) - 60-minute Products				
August 2024	AVG. DAILY	MIN. DAILY	MAX. DAILY	TOTAL
VOLUME [MWh]	3.386,64	1.252,90	6.619,30	104.985,80
PRICE (VWAP) [€/MWh]	121,40	70,07	190,81	-



INTRADAY MARKET (IDM) - 15-minute Products

August 2024	AVG. DAILY	MIN. DAILY	MAX. DAILY	TOTAL
VOLUME [MWh]	293,56	20,68	605,48	9.100,48
PRICE (VWAP) [€/MWh]	112,14	40,11	206,36	-



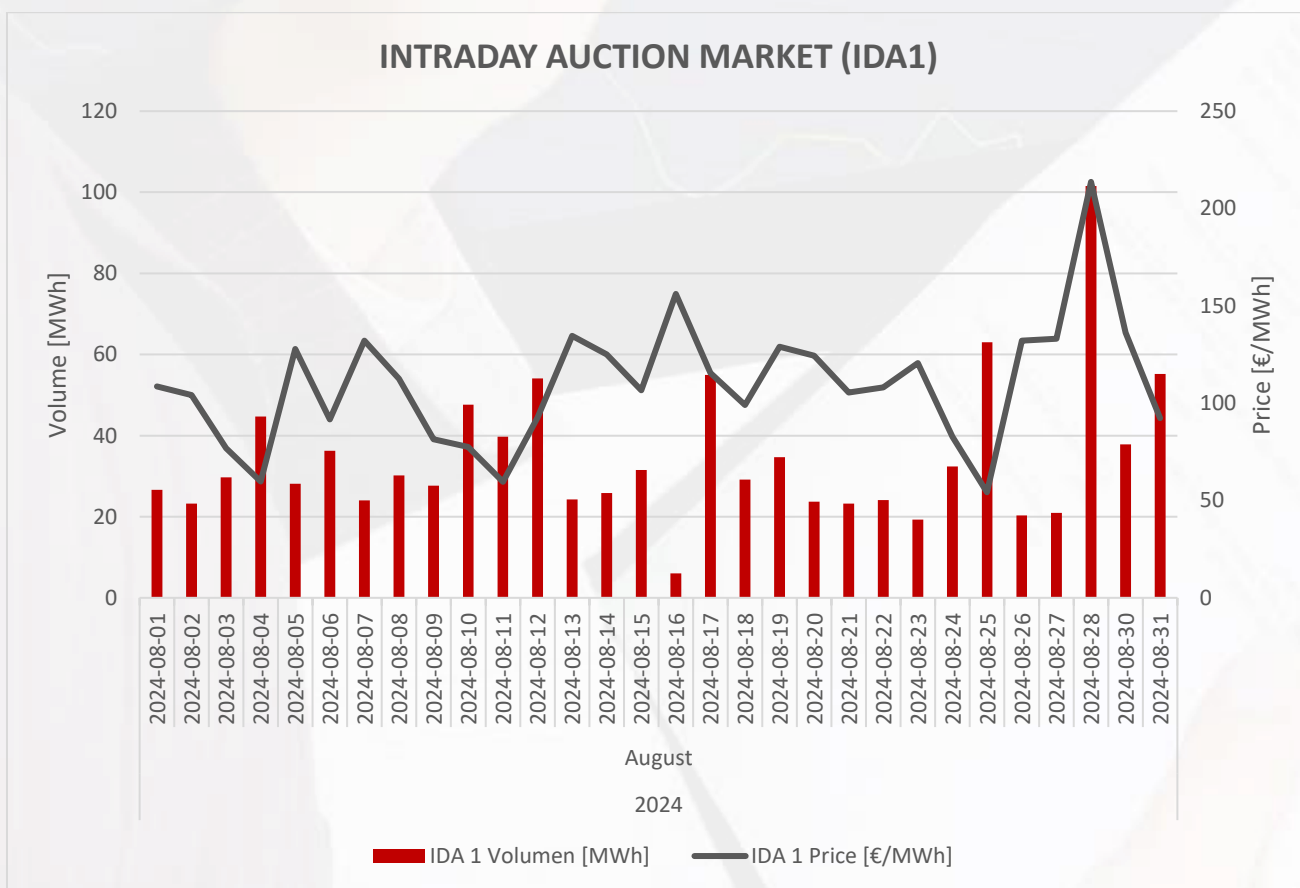
INTRADAY AUCTION MARKET

Intraday Auction Trading Data

Total traded volume amounted **3.384,65 MWh**.

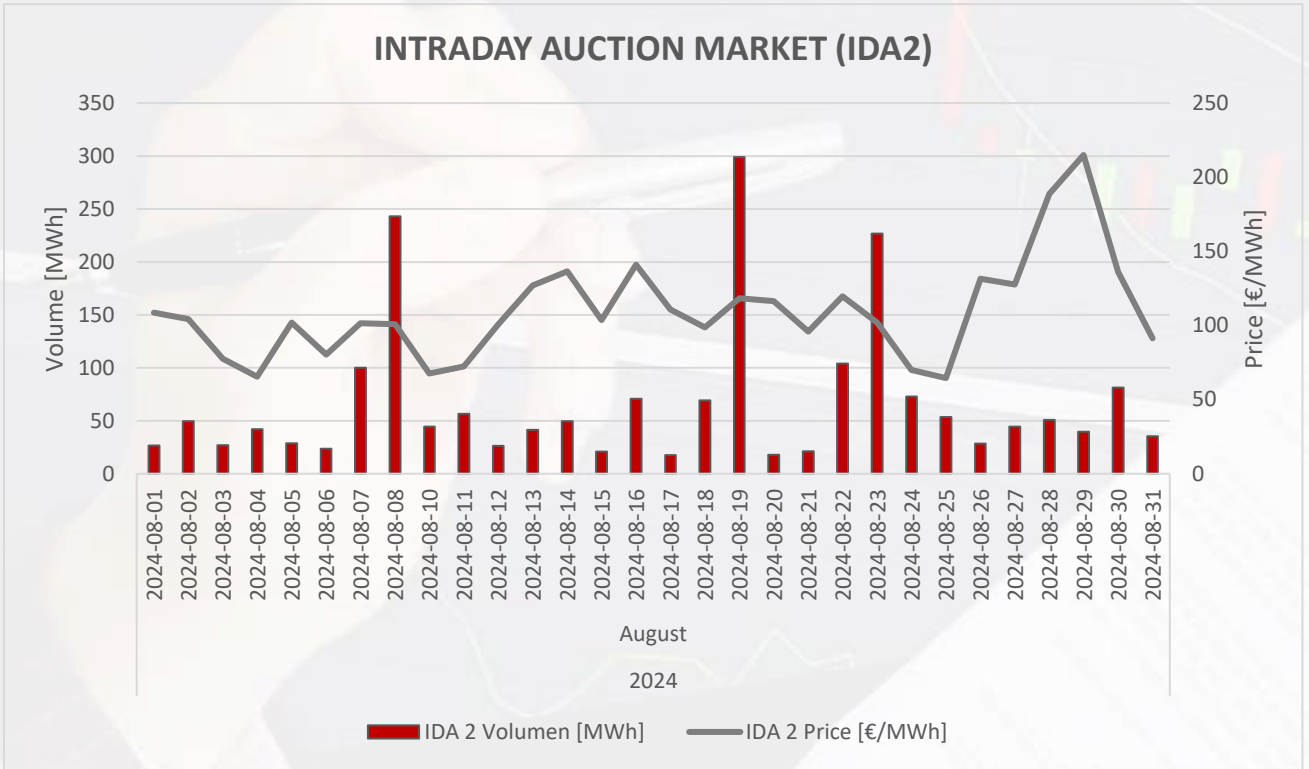
There are **13** members on CROPEX Intraday Auction Market.

INTRADAY AUCTION MARKET (IDA1) - OVERVIEW				
August 2024	AVG. DAILY	MIN. DAILY	MAX. DAILY	TOTAL
VOLUME [MWh]	34,67	6,05	101,50	1.040,05
PRICE [€/MWh]	109,78	54,22	213,66	-



INTRADAY AUCTION MARKET (IDA2) - OVERVIEW

August 2024	AVG. DAILY	MIN. DAILY	MAX. DAILY	TOTAL
VOLUME [MWh]	67,10	17,55	299,15	2.012,88
PRICE [€/MWh]	109,22	64,53	214,96	-



INTRADAY AUCTION MARKET (IDA3) - OVERVIEW

August 2024	AVG. DAILY	MIN. DAILY	MAX. DAILY	TOTAL
VOLUME [MWh]	10,70	0,00	70,30	331,73
PRICE [€/MWh]	166,15	74,34	1.108,23	-

