

Monthly Trading Report

April 2026

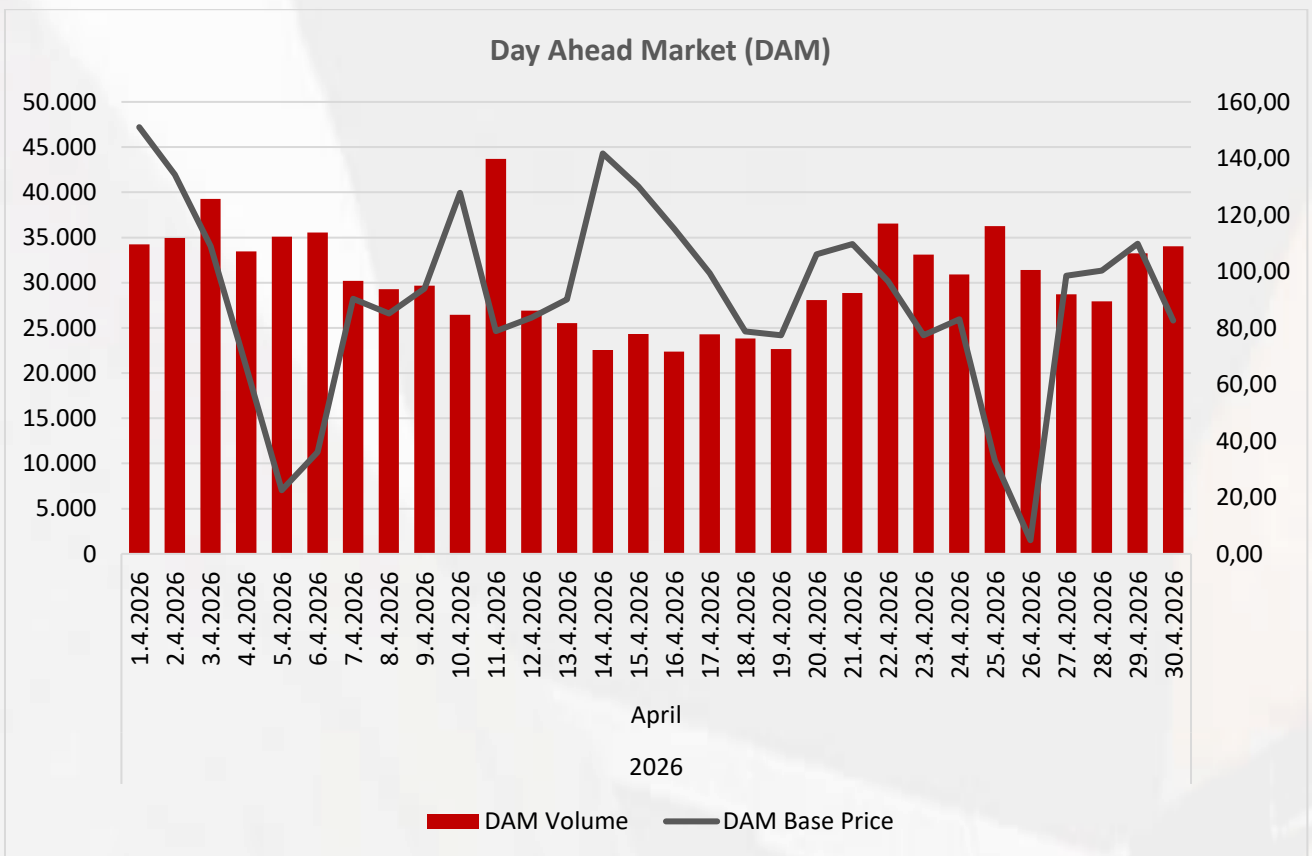
Day Ahead Trading Data

DAY AHEAD MARKET

Total traded volume amounted **913.476,3 MWh**.

Average base price was **90,42 €/MWh** and average peak price was **58,66 €/MWh**.

DAY AHEAD MARKET (DAM)				
April 2026	AVG. DAILY	MIN. DAILY	MAX. DAILY	TOTAL
VOLUME [MWh]	30.449,2	22.362,7	43.703,8	913.476,3
BASE PRICE [€/MWh]	90,42	4,83	151,05	-



Intraday Continuous Trading Data

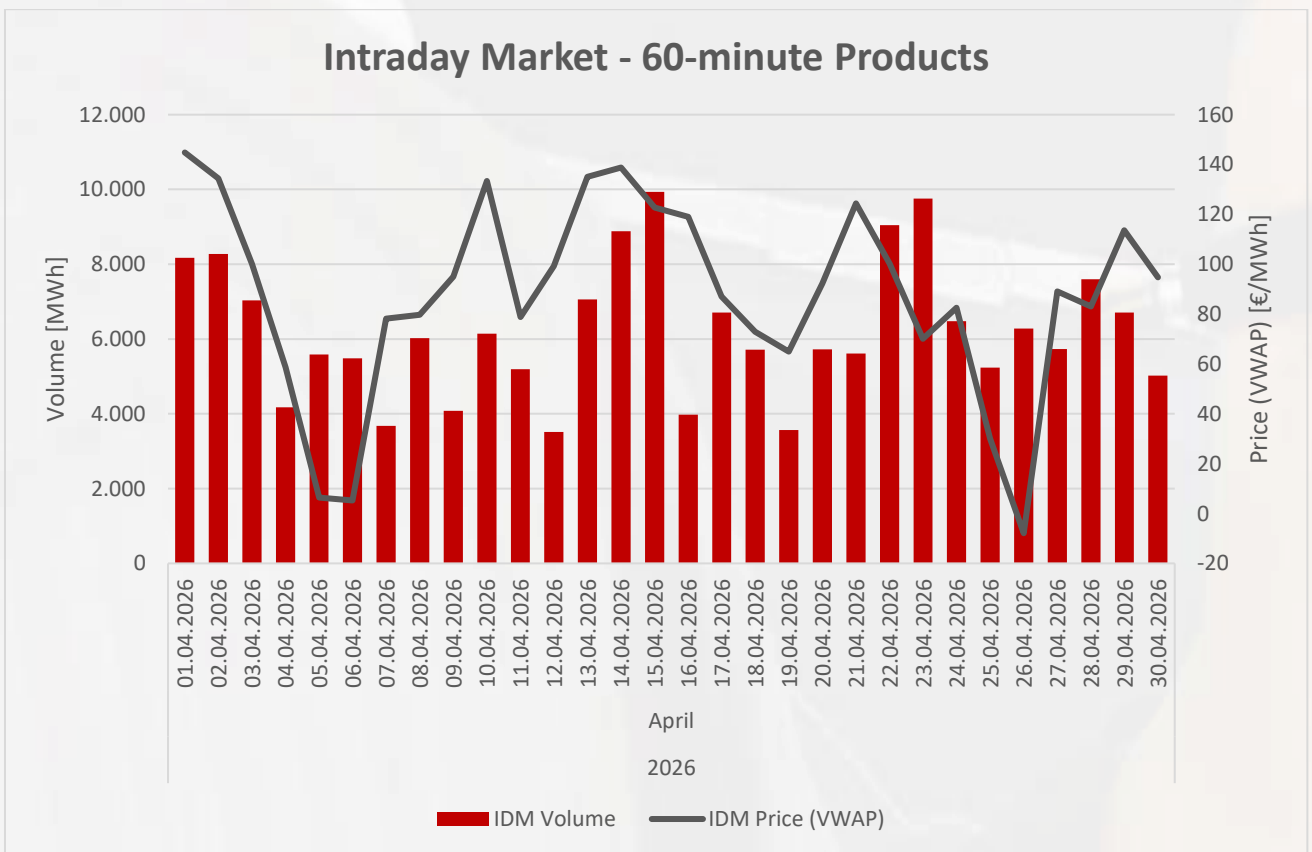
INTRADAY CONTINUOUS MARKET

Total traded volume amounted 265.620,1 MWh.

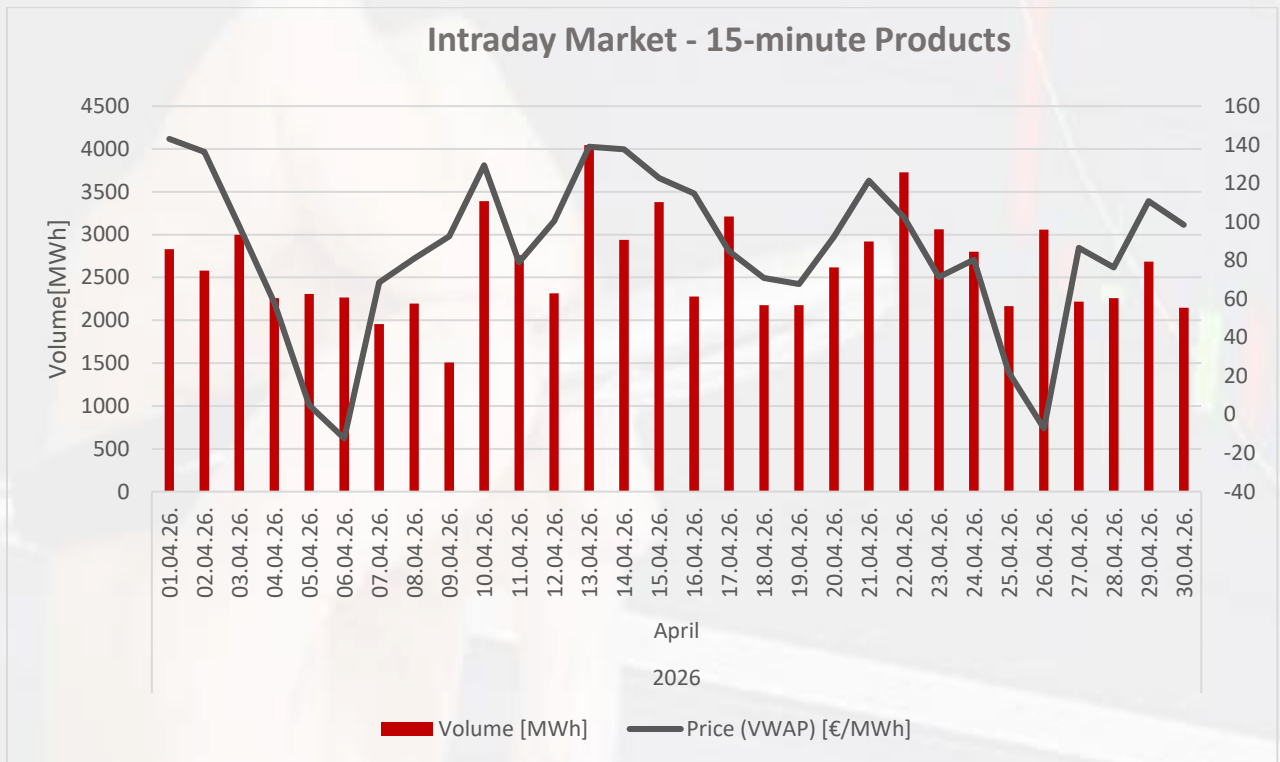
IDM 60 - minute Products: VWAP -> 87,55 €/MWh

IDM 15 - minute Products: VWAP -> 85,66 €/MWh

INTRADAY MARKET (IDM) - 60-minute Products				
April 2026	AVG. DAILY	MIN. DAILY	MAX. DAILY	TOTAL
VOLUME [MWh]	6.213,1	3.518,1	9.935,8	186.391,6
PRICE (VWAP) [€/MWh]	87,55	-7,90	144,83	-



INTRADAY MARKET (IDM) - 15-minute Products				
April 2026	AVG. DAILY	MIN. DAILY	MAX. DAILY	TOTAL
VOLUME [MWh]	2.641,0	1.506,0	4.045,2	79.228,5
PRICE (VWAP) [€/MWh]	85,66	-12,37	143,00	-

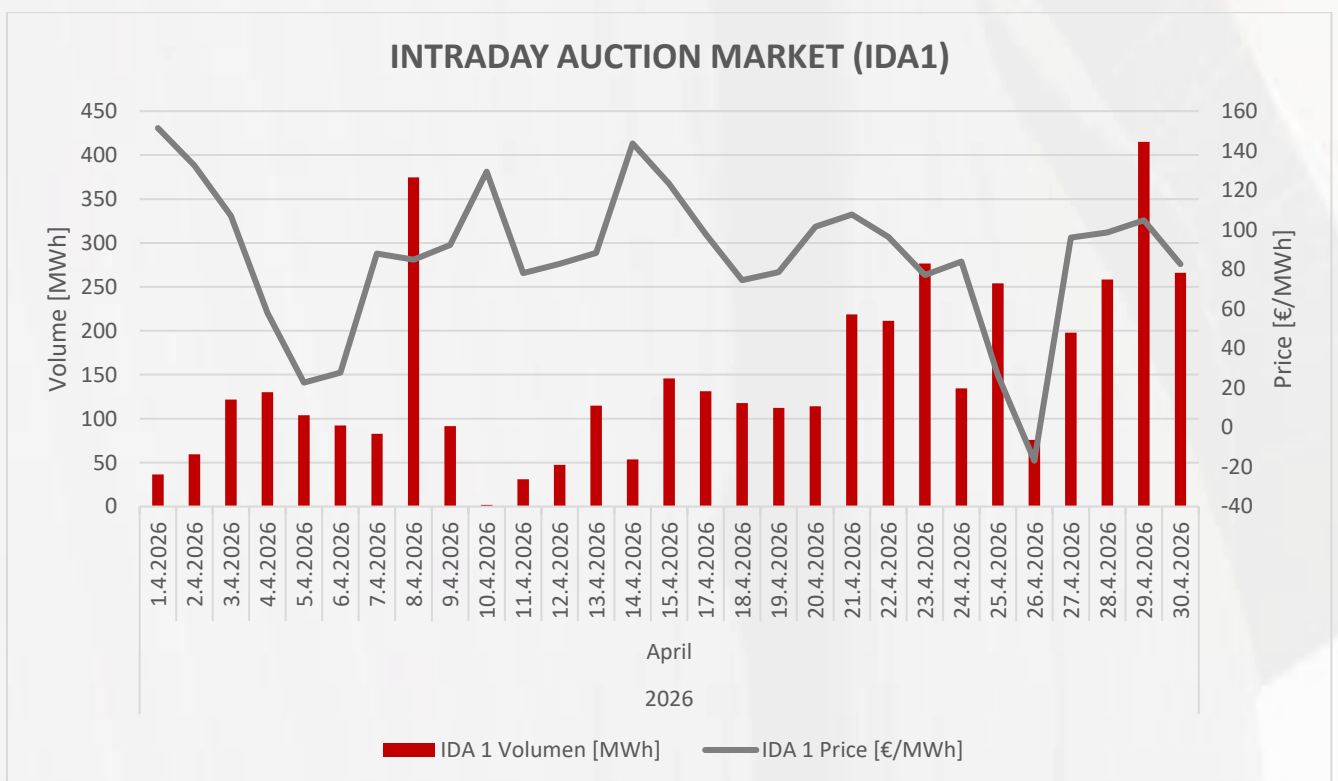


INTRADAY AUCTION MARKET

Intraday Auction Trading Data

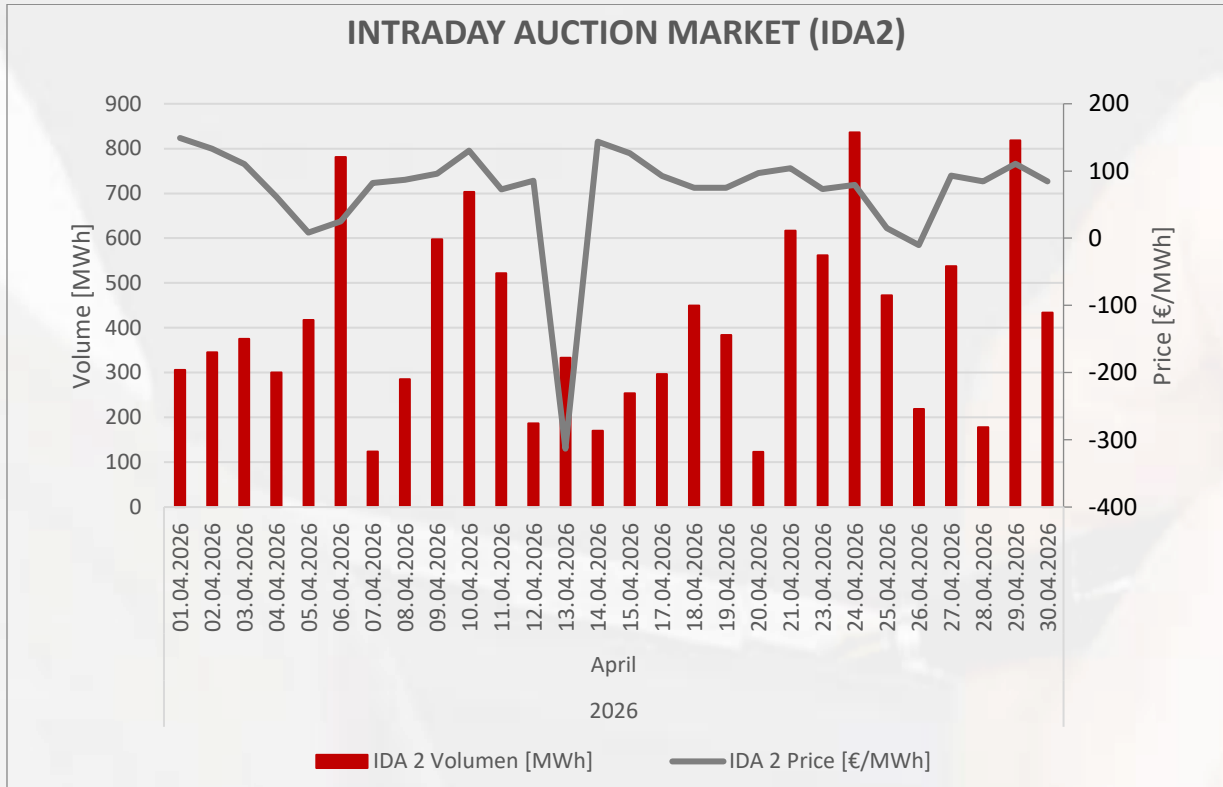
Total traded volume amounted **16.836,9 MWh**.

INTRADAY AUCTION MARKET (IDA1) - OVERVIEW				
April 2026	AVG. DAILY	MIN. DAILY	MAX. DAILY	TOTAL
VOLUME [MWh]	147,3	2,0	414,9	4.270,4
PRICE [€/MWh]	86,88	-16,81	151,44	-



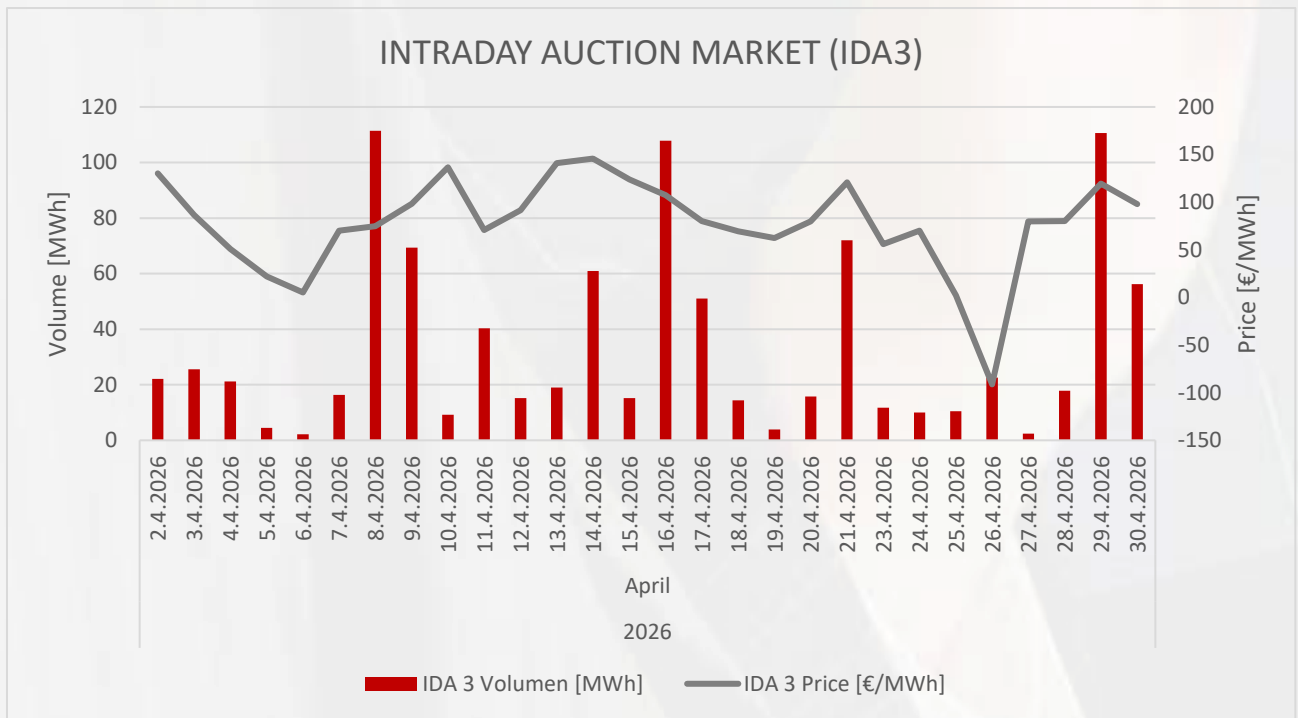
INTRADAY AUCTION MARKET (IDA2) - OVERVIEW

April 2026	AVG. DAILY	MIN. DAILY	MAX. DAILY	TOTAL
VOLUME [MWh]	415,3	123,5	836,3	11.627,4
PRICE [€/MWh]	70,37	-313,10	149,07	-



INTRADAY AUCTION MARKET (IDA3) - OVERVIEW

April 2026	AVG. DAILY	MIN. DAILY	MAX. DAILY	TOTAL
VOLUME [MWh]	33,5	2,2	111,4	939,1
PRICE [€/MWh]	77,94	-91,25	145,79	-

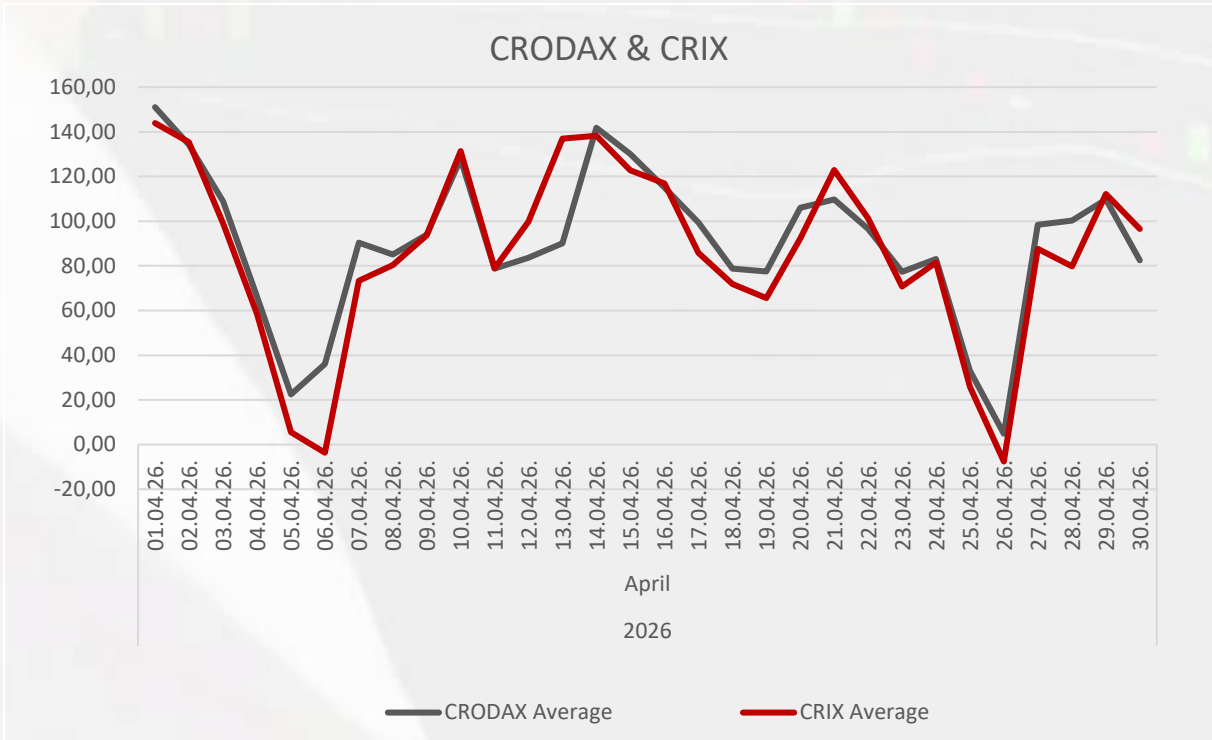


REFERENCE INDEX

CRODAX means the hourly index of Day ahead market, which reflects the average price for a given hour, calculated as the arithmetic mean of all 15-minute price intervals within that hour.

CRIX is a hourly index of the Intraday market, which reflects the average price for a given hour, calculated as an arithmetic mean of all 15-minute and hourly products within that hour.

CRODAX & CRIX - OVERVIEW			
April 2026	AVG. DAILY	MIN. DAILY	MAX. DAILY
CRODAX [€/MWh]	90,42	4,84	151,05
CRIX [€/MWh]	86,58	-7,59	143,92



Disclaimer: Above mentioned data and analysis are intended only for informational purposes and can not be used as CROPEX official